

Cabinet systems

# THE PERFECT COMPLEMENT

**The extensive range of LISTA cabinets enables you to customise and add to your workspace and storage equipment.** The high-quality steel cabinets can be easily integrated into a variety of working environments and individually adapted to your specific requirements. They are suitable both for industrial purposes and for storing files and similar items in offices and administrative departments. And of course your personal belongings are always kept safe in a LISTA cabinet.





## The right solution for every need



**Hinged door cabinets**  
see p. 138



**Sliding-door cabinets**  
see p. 144



**Wall-mounted cabinets with hinged or sliding doors**  
see p. 150



**Roller shutter cabinets**  
see p. 152



**Vertical pull-out cabinets**  
see p. 154



**Heavy-duty cabinets**  
see p. 156



**Clothing lockers**  
see p. 160



**Compartment cabinets**  
see p. 164



**Battery charging cabinets**  
see p. 166



**Environmental and oil cabinets**  
see p. 172



**Containers and large-capacity cabinets, fire service and office cabinets\***



**LISTA hinged door cabinets provide secure and orderly storage for a variety of items.** All cabinets can be configured individually and adapted to your specific storage needs through the flexible use of partition materials and cabinet accessories.



### ALWAYS WITH LISTA

#### **Choice of colours**

12 standard colours, all other colours available; see p. 12

#### **Intelligent locking systems**

Replaceable cylinders which can be fitted to existing locking systems, electronic numeric and remote locking systems via RFID Lock for absolute security made to measure; see p. 13

#### **Individual configuration options**

in size, equipment, locking system, colour and drawer partitions; see p. 10





### **Utmost stability**

with housing load capacity of up to 500 kg



### **High load capacities**

load capacity of 60 kg or 100 kg per adjustable shelf, 50 kg per drawer/pull-out shelf



### **Well protected**

protection from dirt, liquids and physical loads thanks to closed housing with impact-resistant and abrasion-resistant surface



### **Flexible configuration options**

with covers, perforated panels, suspension folder pull-outs, desk mounts and clothes rails



### **Optimum order and organisation**

with optional installation of drawers and pull-out shelves for clear and orderly storage of small parts (for a cabinet depth of 580 mm)



### **Perfectly organised**

with viewing windows made from UV-resistant, shatterproof acrylic glass



### **Secure locking**

with solid sheet or viewing window doors (flush-fitting, folded from one piece) and intelligent locking systems



### **Can be adapted to new storage items at any time**

with the flexible integration and rearrangement of drawers, pull-out shelves and adjustable shelves in increments of 25 mm



## Hinged door cabinets

Depending on the model, the cabinets on these two pages are equipped with: adjustable shelves, galvanised, 30 mm thick, load capacity 60 kg. Pull-out shelves and drawers, painted, anthracite grey, RAL 7016, load capacity 50 kg



Art. no. **58.658.200**  
Anthracite grey, RAL 7016  
(excluding partition material)



Art. no. **62.203.030.C**  
Reseda green, RAL 6011

**H** **1000 mm**



**W** **D** Adjustable shelves Drawers Pull-out shelves Hinge pins mounted Art. no.

### Cabinets with 1 solid sheet door

500	400	1	-	-	60	Pin hinge	KEY Lock	<b>62.150.XXX</b>
500	500	1	-	-	60	Pin hinge	KEY Lock	<b>62.151.XXX</b>
500	580	1	-	-	60	Pin hinge	KEY Lock	<b>62.146.XXX</b>
500	580*	1	-	-	60	Hinge	KEY Lock	<b>58.280.XXX</b>

500	400	2	-	-	60	Pin hinge	KEY Lock	<b>62.152.XXX</b>
500	500	2	-	-	60	Pin hinge	KEY Lock	<b>62.153.XXX</b>
500	580	2	-	-	60	Pin hinge	KEY Lock	<b>62.147.XXX</b>
500	580*	2	-	-	60	Hinge	KEY Lock	<b>58.283.XXX</b>

500	580*	2	1 × 95	-	50/60	Hinge	KEY Lock	<b>58.652.XXX</b>
-----	------	---	--------	---	-------	-------	----------	-------------------

### Cabinets with 2 solid sheet doors

1000	400	2	-	-	60	Pin hinge	KEY Lock	<b>60.460.XXX</b>
1000	500	2	-	-	60	Pin hinge	KEY Lock	<b>60.461.XXX</b>
1000	580	2	-	-	60	Pin hinge	KEY Lock	<b>62.148.XXX</b>
1000	580*	2	-	-	60	Hinge	KEY Lock	<b>58.656.XXX</b>

1000	580*	2	1 × 95	-	50/60	Hinge	KEY Lock	<b>58.658.XXX</b>
------	------	---	--------	---	-------	-------	----------	-------------------



### Pin hinge

- doors are flush with the cabinet housing
- for use without drawers or pull-out shelves
- opening angle approx. 115°



### Hinged

- for the installation of drawers and pull-out shelves, doors must be fitted with hinges
- doors are flush with the cabinet housing
- opening angle approx. 115°

**H** **1950 mm**



**W** **D** Adjustable shelves Drawers Pull-out shelves Hinge pins mounted Art. no.

### Cabinets with 2 solid sheet doors

750	500	4	-	-	60	Pin hinge	KEY Lock	<b>62.155.XXX</b>
750	580	4	-	-	60	Pin hinge	KEY Lock	<b>62.156.XXX</b>

**i** When ordering a cabinet from these two pages with **CODE** or **RFID Lock**, please add the suffix „C“ or „F“, respectively, to the article number stated in the table (e.g. **62.201.XXX.C**).





Art. no. **58.665.010**  
Light blue, RAL 5012



**H** **1950 mm**



**W** **D** Adjustable shelves Drawers Pull-out shelves Hinge pins mounted Art. no.

#### Cabinets with 2 solid sheet doors

1000	400	4	-	-	60	Pin hinge	KEY Lock	<b>60.418.XXX</b>
1000	500	4	-	-	60	Pin hinge	KEY Lock	<b>60.419.XXX</b>
1000	580	4	-	-	60	Pin hinge	KEY Lock	<b>62.149.XXX</b>
1000	580*	4	-	-	60	Hinge	KEY Lock	<b>58.617.XXX</b>

1250	400	4	-	-	60	Pin hinge	KEY Lock	<b>60.420.XXX</b>
1250	500	4	-	-	60	Pin hinge	KEY Lock	<b>60.421.XXX</b>
1250	580	4	-	-	60	Pin hinge	KEY Lock	<b>60.471.XXX</b>

1000	580*	2	3 × 95	2	50/60	Hinge	KEY Lock	<b>58.665.XXX</b>
1000	580*	2	-	4	50/60	Hinge	KEY Lock	<b>58.662.XXX</b>

#### Cabinets with 2 viewing window doors

1000	400	4	-	-	60	Pin hinge	KEY Lock	<b>62.201.XXX</b>
1000	500	4	-	-	60	Pin hinge	KEY Lock	<b>62.202.XXX</b>
1000	580	4	-	-	60	Pin hinge	KEY Lock	<b>62.203.XXX</b>
1000	580*	4	-	-	60	Hinge	KEY Lock	<b>60.333.XXX</b>

1250	400	4	-	-	60	Pin hinge	KEY Lock	<b>60.583.XXX</b>
1250	500	4	-	-	60	Pin hinge	KEY Lock	<b>60.584.XXX</b>
1250	580	4	-	-	60	Pin hinge	KEY Lock	<b>60.585.XXX</b>

1000	580*	2	3 × 95	2	50/60	Hinge	KEY Lock	<b>60.417.XXX</b>
1000	580*	2	-	4	50/60	Hinge	KEY Lock	<b>60.335.XXX</b>

\* Retrofitting with drawers and pull-out shelves possible.



#### Individual arrangements

- with adjustable shelves, drawers and pull-out shelves
- covers, perforated panels, suspension folder pull-outs, desk mounts and clothes rails are available as optional extras



#### Hinged doors with viewing windows

- for greater transparency of stored items
- encourages order







Art. no. **58.445.070**  
Ruby red, RAL 3003  
(excluding partition material)



Art. no. **60.472.050**  
Metallic grey, NCS S 6502-B

## H ↑ 1950 mm, with partition



**W→ D↗** Adjustable shelves Drawers Pull-out shelves Hinge pins mounted Art. no.

### Cabinets with 2 solid sheet doors and partition

1000	500	10	-	-	60	Pin hinge	KEY Lock	<b>60.614.XXX</b>
1000	580	10	-	-	60	Pin hinge	KEY Lock	<b>60.615.XXX</b>
1000	580*	6	6 × 95	2	50/60	Hinge	KEY Lock	<b>58.445.XXX</b>



### Cabinets with 2 viewing window doors and partition

1000	500	10	-	-	60	Pin hinge	KEY Lock	<b>60.621.XXX</b>
1000	580	10	-	-	60	Pin hinge	KEY Lock	<b>60.622.XXX</b>
1000	580*	6	6 × 95	2	50/60	Hinge	KEY Lock	<b>60.602.XXX</b>

\* Retrofitting with drawers and pull-out shelves possible.



### Perfect storage

All hinged door cabinet drawers can be fitted individually with LISTA partition material to ensure the correct storage of small parts within the drawers.

## H ↑ 1950 mm, with partition and clothes storage



**W→ D↗** Clothes storage equipment Hinge pins mounted Art. no.

### Cabinets with 2 solid sheet doors, partition and clothes storage

1000	500	1 adjustable shelf usable width 982 mm, 3 adjustable shelves usable width 481 mm, 1 clothes rail with 3 plastic hooks	60	Pin hinge	KEY Lock	<b>60.472.XXX</b>
------	-----	---	----	-----------	----------	-------------------



### Cabinets with 2 viewing window doors, partition and clothes storage

1000	500	1 adjustable shelf usable width 982 mm, 3 adjustable shelves usable width 481 mm, 1 clothes rail with 3 plastic hooks	60	Pin hinge	KEY Lock	<b>60.611.XXX</b>
------	-----	---	----	-----------	----------	-------------------

**i** When ordering a cabinet from these two pages with **CODE** or **RFID Lock**, please add the suffix „C“ or „F“, respectively, to the article number stated in the table (e.g. **62.201.XXX.C**).



### Slotted adjustable shelves

Adjustable shelves including 4 shelf supports.  
Specification: steel sheet, galvanised, slotted.  
Long sides folded by 4 × 90°. 30 mm thick with  
load-bearing capacity of 60 or 100 kg.



### Dividers for adjustable shelves

For subdividing adjustable shelves.  
Specification: steel sheet, painted.  
Colour: light grey, RAL 7035.



### Drawers and pull-out shelves

Full extension with ball bearings, including guide rails.  
Load capacity 50 kg. Specification: steel sheet.  
Colour: anthracite grey, RAL 7016. **Only compatible  
with cabinets with hinges and a depth of 580 mm.**

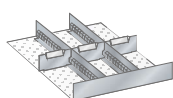


<b>W</b> → For cabinet width mm		500	750	1000	1000	1250
<b>D</b> ↗ For cabinet depth mm Load capacity kg		Art. no.	Art. no.	Art. no.	Art. no.	Art. no.
<b>Adjustable shelf</b>						
400	60	58.100.000	58.103.000	58.106.000	58.100.000	58.109.000
400	100	-	-	60.487.000	-	60.488.000
500	60	58.101.000	58.104.000	58.107.000	58.101.000	58.110.000
500	100	-	-	60.407.000	-	60.408.000
580	60	58.102.000	58.105.000	58.108.000	58.102.000	58.111.000
580	100	-	-	60.409.000	-	60.434.000
Usable dimensions (W × D mm)		480 × 326/426/506	730 × 326/426/506	980 × 326/426/506	480 × 326/426/506	1230 × 326/426/506
<b>Divider for adjustable shelf</b>						
400	lo. 311 × al. 150 mm	58.144.000	58.144.000	58.144.000	58.144.000	58.144.000
500	lo. 411 × al. 150 mm	58.145.000	58.145.000	58.145.000	58.145.000	58.145.000
580	lo. 490 × al. 150 mm	58.146.000	58.146.000	58.146.000	58.146.000	58.146.000
<b>Drawer FH 95 mm</b>						
580	Usable dimensions (W × D × H mm)	357 × 459 × 72	-	867 × 459 × 72	62.141.000	357 × 459 × 72
<b>Pull-out shelf, FH 53 mm</b>						
580	Usable dimensions (W × D × H mm)	357 × 459 × 43	-	867 × 459 × 43	62.142.000	357 × 459 × 43

### Partition material sets for drawers

**W** → for 500 mm

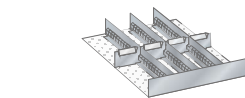
357 × 459 mm



#### Slotted dividers and metal separators

For front height mm Art. no.

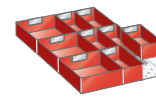
95	62.159.000
1 slotted partition:	21 E on one side
2 slotted dividers:	27 E
3 metal separators:	7 E



#### Slotted dividers and metal separators

For front height mm Art. no.

95	62.160.000
1 slotted partition:	21 E on one side
3 slotted dividers:	27 E
3 metal separators:	5 E
1 metal separator:	6 E



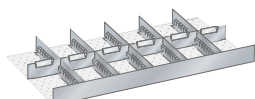
#### Plastic boxes

For front height mm Art. no.

95	62.161.000
3 plastic boxes:	150 × 150 × 71 mm
6 plastic boxes:	150 × 75 × 71 mm
1 spacer angle	

**W** → for 1000 mm

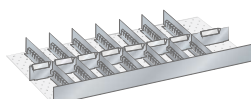
867 × 459 mm



#### Slotted dividers and metal separators

For front height mm Art. no.

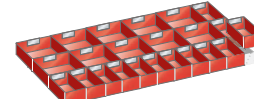
95	58.477.000
1 slotted partition:	51 E on one side
5 slotted dividers:	27 E
6 metal separators:	4 × 8 E, 1 × 9 E, 1 × 10 E



#### Slotted dividers and metal separators

For front height mm Art. no.

95	58.478.000
1 slotted partition:	51 E on one side
7 slotted dividers:	27 E
8 metal separators:	7 × 6 E, 1 × 9 E



#### Plastic boxes

For front height mm Art. no.

95	58.491.000
10 plastic boxes:	150 × 150 × 71 mm
13 plastic boxes:	150 × 75 × 71 mm
1 spacer angle	

**Note:** the front height is the same as the height of the drawer front.  
For the actual height of the partition material see p. 218–220.

Partition material sets excluding clip-on label holder.  
For partition material and labelling system see p. 204 ff.



**When space is limited, sliding-door cabinets from LISTA are the ideal solution for your storage items.** Because the smooth-running doors remain in the housing and do not jut out into the traffic area.



### **Utmost stability**

thanks to housing with a load capacity of 500 to 950 kg (as from a width of 1500 mm)



### **Perfectly smooth running**

since the sliding doors are equipped with high-quality, smooth-running and quiet runners



### **Benefits of LISTA cabinet systems**

see p. 136







Art. no. **58.765.010**  
Light blue, RAL 5012

**H** ↑ 1000 mm

**W** → **D** ↗ Adjustable shelves Drawers Pull-out shelves Art. no.

## Cabinets with 2 solid sheet doors



1000	400	2	-	-	60	KEY Lock	<b>58.747.XXX</b>
1000	500	2	-	-	60	KEY Lock	<b>58.756.XXX</b>
1000	580	2	-	-	60	KEY Lock	<b>58.757.XXX</b>



1250	400	2	-	-	60	KEY Lock	<b>58.758.XXX</b>
1250	500	2	-	-	60	KEY Lock	<b>58.759.XXX</b>
1250	580	2	-	-	60	KEY Lock	<b>58.760.XXX</b>



Art. no. **58.757.060**  
Black, NCS S 9000-N

## Cabinets with 2 solid sheet doors and partition



1500	400	4	-	-	60	KEY Lock	<b>58.761.XXX</b>
1500	500	4	-	-	60	KEY Lock	<b>58.762.XXX</b>
1500	580	4	-	-	60	KEY Lock	<b>58.763.XXX</b>



2000	400	4	-	-	60	KEY Lock	<b>58.796.XXX</b>
2000	500	4	-	-	60	KEY Lock	<b>58.764.XXX</b>
2000	580*	4	-	-	60	KEY Lock	<b>58.765.XXX</b>
2000	580*	2	2 × 95	4	50/60	KEY Lock	<b>58.745.XXX</b>



## Sliding-door cabinets

Depending on the model, the cabinets on these two pages are fitted with: adjustable shelves, galvanised, 30 mm thick, load capacity 60 kg, pull-out shelves and drawers, painted, anthracite grey, RAL 7016, load capacity 50 kg



**H** ↑ 1950 mm

Art. no. **58.750.020**  
Light grey, RAL 7035

**W** **D** **D** Adjustable shelves Drawers Pull-out shelves **kg** **kg** Art. no.

#### Cabinets with 2 solid sheet doors

1000	400	4	-	-	60	KEY Lock	<b>58.748.XXX</b>
1000	500	4	-	-	60	KEY Lock	<b>58.749.XXX</b>
1000	580	4	-	-	60	KEY Lock	<b>58.750.XXX</b>

1250	400	4	-	-	60	KEY Lock	<b>58.777.XXX</b>
1250	500	4	-	-	60	KEY Lock	<b>58.778.XXX</b>
1250	580	4	-	-	60	KEY Lock	<b>58.779.XXX</b>

#### Cabinets with 2 solid sheet doors and partition

1000	580*	8	-	-	60	KEY Lock	<b>58.751.XXX</b>
1500	400	8	-	-	60	KEY Lock	<b>58.780.XXX</b>
1500	500	8	-	-	60	KEY Lock	<b>58.781.XXX</b>
1500	580	8	-	-	60	KEY Lock	<b>58.782.XXX</b>

2000	400	8	-	-	60	KEY Lock	<b>58.783.XXX</b>
2000	500	8	-	-	60	KEY Lock	<b>58.784.XXX</b>
2000	580*	8	-	-	60	KEY Lock	<b>58.754.XXX</b>
2000	580*	4	-	4	50/60	KEY Lock	<b>58.755.XXX</b>



#### Lock-down cylinder lock / KEY Lock

The doors cannot be prised out thanks to the right-angled bar used in the locking system.



#### Extremely smooth running

The ball bearing rollers of the sliding doors run quietly on the guide rails.





# Cabinet systems | sliding-door cabinets with viewing window doors



Art. no. **60.720.070**  
Ruby red, RAL 3003



**H** **1000 mm**

**W** **D** Adjustable shelves Drawers Pull-out shelves Art. no.

## Cabinets with 2 viewing window doors and partition

1500	400	4	-	-	60	KEY Lock	<b>60.715.XXX</b>
1500	500	4	-	-	60	KEY Lock	<b>60.716.XXX</b>
1500	580	4	-	-	60	KEY Lock	<b>60.717.XXX</b>

2000	400	4	-	-	60	KEY Lock	<b>60.721.XXX</b>
2000	500	4	-	-	60	KEY Lock	<b>60.722.XXX</b>
2000	580*	4	-	-	60	KEY Lock	<b>60.723.XXX</b>
2000	580*	2	2 × 95	4	50/60	KEY Lock	<b>60.725.XXX</b>



## Sliding doors with viewing windows

The UV-resistant acrylic glass is shatterproof and enables clear organisation at the workstation.

**H** **1950 mm**

**W** **D** Adjustable shelves Drawers Pull-out shelves Art. no.

## Cabinets with 2 viewing window doors and partition

1500	400	8	-	-	60	KEY Lock	<b>60.718.XXX</b>
1500	500	8	-	-	60	KEY Lock	<b>60.719.XXX</b>
1500	580	8	-	-	60	KEY Lock	<b>60.720.XXX</b>

2000	400	8	-	-	60	KEY Lock	<b>60.726.XXX</b>
2000	500	8	-	-	60	KEY Lock	<b>60.727.XXX</b>
2000	580*	8	-	-	60	KEY Lock	<b>60.728.XXX</b>
2000	580*	4	-	4	50/60	KEY Lock	<b>60.729.XXX</b>



## Sliding-door cabinets

Depending on the model, the cabinets on these two pages are fitted with: adjustable shelves, galvanised, 30 mm thick, load capacity 60 kg, pull-out shelves and drawers, painted, anthracite grey, RAL 7016, load capacity 50 kg

### Slotted adjustable shelves

Adjustable shelves including 4 shelf supports. Specification: steel sheet, galvanised, slotted. Long sides folded by 4 × 90°. 30 mm thick with load-bearing capacity of 60 or 100 kg.



### Dividers for adjustable shelves

For subdividing adjustable shelves. Specification: steel sheet, painted. Colour: light grey, RAL 7035.



### Drawers and pull-out shelves

Full extension with ball bearings, including guide rails. Load capacity 50 kg. Specification: steel sheet. Colour: anthracite grey, RAL 7016. **For cabinet depth 580 mm.**



<b>W</b> → For cabinet width mm		1000	1000	1250	1500	2000
<b>D</b> ↗ For cabinet depth mm Load capacity kg		Art. no.	Art. no.	Art. no.	Art. no.	Art. no.
<b>Adjustable shelf</b>			with central partition		with central partition	with central partition
400	60	58.106.000	58.100.000	58.109.000	58.103.000	58.106.000
400	100	60.487.000	-	60.488.000	-	60.487.000
500	60	58.107.000	58.101.000	58.110.000	58.104.000	58.107.000
500	100	60.407.000	-	60.408.000	-	60.407.000
580	60	58.108.000	58.102.000	58.111.000	58.105.000	58.108.000
580	100	60.409.000	-	60.434.000	-	60.409.000
Usable dimensions (W × D mm)		980 × 326/426/506	480 × 326/426/506	1230 × 326/426/506	730 × 326/426/506	980 × 326/426/506

### Divider for adjustable shelf

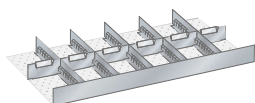
400	L 311 × H 150 mm	58.144.000	58.144.000	58.144.000	58.144.000	58.144.000
500	L 411 × H 150 mm	58.145.000	58.145.000	58.145.000	58.145.000	58.145.000
580	L 490 × H 150 mm	58.146.000	58.146.000	58.146.000	58.146.000	58.146.000

<b>Drawer FH 95 mm</b>	58.113.000	62.141.000	-	-	58.113.000
580 Usable dimensions (W × D × H mm)	867 × 459 × 72	357 × 459 × 72			867 × 459 × 72

<b>Pull-out shelf, FH 53 mm</b>	58.115.000	62.142.000	-	-	58.115.000
580 Usable dimensions (W × D × H mm)	867 × 459 × 43	357 × 459 × 43			867 × 459 × 43

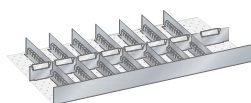
### Partition material sets for drawers

**W** → for 1000 mm  
867 × 459 mm



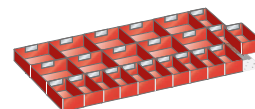
#### Slotted dividers and metal separators

For front height mm	Art. no.
95	58.477.000
1 slotted partition:	51 E on one side
5 slotted dividers:	27 E
6 metal separators:	4 × 8 E, 1 × 9 E, 1 × 10 E



#### Slotted dividers and metal separators

For front height mm	Art. no.
95	58.478.000
1 slotted partition:	51 E on one side
7 slotted dividers:	27 E
8 metal separators:	7 × 6 E, 1 × 9 E



#### Plastic boxes

For front height mm	Art. no.
95	58.491.000
10 plastic boxes:	150 × 150 × 71 mm
13 plastic boxes:	150 × 75 × 71 mm
1 spacer angle	

**i** **Suitable labels for partition material**  
The practical clip-on label holders are fitted directly onto the metal separators.

➤ Labelling system  
see p. 220



**Note:** the front height corresponds to the drawer front height. For the actual height of the partition material see p. 218–221. Partition material sets excluding clip-on label holder.







### Utmost stability

thanks to housing with load capacity of 25 to 50 kg



### Optimum order and organisation

thanks to perforated rear panel or insert shelves with load capacities of up to 25 kg for neat and tidy storage of tools, files and other equipment



### User-friendly

since the stored items are easy to reach and at viewing height



### Benefits of LISTA cabinet systems

see p. 136

**LISTA wall-mounted cabinets are perfect as additional storage space for small parts, documents and more.** They keep your storage items ergonomically and conveniently stored at viewing height. Just mount them on the wall and in no time everything is just where it should be: neatly put away.



Art. no. **57.089.070**  
Sliding doors, ruby red,  
RAL 3003



### Wall-mounted cabinets:

Hinged doors, flush-fitting, folded from one piece, with pin hinges, opening angle 115°. Sliding doors, folded from one piece; the ball bearing rollers of the doors run quietly on the guide rails. Insert shelf: galvanised, 20 mm thick, for cabinet 800 mm high without perforated rear panel;

the insert shelf is fitted by means of spot-welded angle brackets (not height adjustable). Base height: 35 mm, base closed from below. Cabinets with perforated rear panel for using pegboard hooks (see p. 131), with square holes 10 × 10 mm, 38 mm apart.

Art. no. **57.056.070**

Viewing window hinged doors,  
ruby red, RAL 3003

**H** **420 mm** Clear height 355 mm

**W** **D** Specification

Door bearing,  
hinged doors

Art. no.



#### Cabinets with 2 solid sheet hinged doors

1000	300	without interior fittings	25	pin hinge	KEY Lock	<b>57.050.XXX</b>
1000	400	without interior fittings	25	pin hinge	KEY Lock	<b>57.051.XXX</b>



#### Cabinets with 2 viewing window hinged doors

1000	300	without interior fittings	25	pin hinge	KEY Lock	<b>57.052.XXX</b>
1000	400	without interior fittings	25	pin hinge	KEY Lock	<b>57.053.XXX</b>



#### Cabinets with solid sheet sliding doors

1000	300	without interior fittings	25	-	KEY Lock	<b>57.087.XXX</b>
1000	400	without interior fittings	25	-	KEY Lock	<b>57.088.XXX</b>



#### Clasp lock KEY Lock

- standard locking system for hinged doors with replaceable cylinders
- makes it easy to adapt to existing locking systems.

#### Lock-down cylinder lock / KEY Lock

- locking system for sliding doors
- cannot be prised open thanks to the right-angled bar.



#### Extremely smooth running

- the ball bearing rollers of the sliding doors run quietly on the guide rails



#### Perforated rear panel

- enable flexible attachment of stored items thanks to a wide range of hooks.

For pegboard hooks see p. 131.

**H** **800 mm** Clear height 715 mm

**W** **D** Specification

Hinge pins mounted  
Hinged doors

Art. no.



#### Cabinets with 2 solid sheet hinged doors

1000	300	1 insert shelf	25/50	pin hinge	KEY Lock	<b>57.054.XXX</b>
1000	400	1 insert shelf	25/50	pin hinge	KEY Lock	<b>57.055.XXX</b>



#### Cabinets with 2 viewing window hinged doors

1000	300	1 insert shelf	25/50	pin hinge	KEY Lock	<b>57.056.XXX</b>
1000	400	1 insert shelf	25/50	pin hinge	KEY Lock	<b>57.057.XXX</b>



#### Cabinets with solid sheet sliding doors

1000	300	1 insert shelf	25/50	-	KEY Lock	<b>57.089.XXX</b>
1000	400	1 insert shelf	25/50	-	KEY Lock	<b>57.090.XXX</b>



#### Cabinets with sliding doors equipped with viewing windows

1500	300	with perforated rear panel	50	-	KEY Lock	<b>62.586.XXX</b>
2000	400	with perforated rear panel	50	-	KEY Lock	<b>62.587.XXX</b>





**Lista roller shutter cabinets give you full access to your stored items even in confined spaces.** And the individual configuration and equipment options mean that they are right for a wide variety of workplaces from workshop to office.

### + Utmost stability

with housing load capacity of up to 500 kg

### + Secure locking

thanks to the smooth-running roller shutters with user-friendly push handle and integrated cylinder lock with replaceable cylinders (other locking systems on request)

### + User-friendly

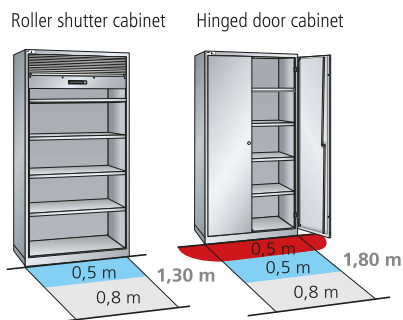
roller shutter stops at any height without the need for catches

### >> Benefits of LISTA cabinet systems

see p. 136







Functional area  
 User area  
 Traffic area

### Roller shutter cabinets

Depending on the model, the cabinets on this page are fitted with: adjustable shelves, galvanised, 30 mm thick, load capacity 60 or 100 kg, pull-out shelves and drawers, painted, anthracite grey, RAL 7016, load capacity 50 kg, roller shutter in PVC, colour similar to light grey, RAL 7035

Art. no. **58.401.010**  
 Light blue, RAL 5012



### Direct access to all stored items

The smooth-running roller shutter which can be operated with one hand stops at any height without the need for catches.



**H** 1950 mm **W** 1000 mm **D** 580 mm\*

Adjustable shelves	Drawers	Pull-out shelves	Art. no.
4	-	-	60 KEY Lock <b>58.401.XXX</b>
2	-	2	50/60 KEY Lock <b>58.402.XXX</b>
2	1 × 95	2	50/60 KEY Lock <b>58.404.XXX</b>
2	-	4	50/60 KEY Lock <b>58.403.XXX</b>
2	2 × 95	3	50/60 KEY Lock <b>58.406.XXX</b>
2	1 × 95	4	50/60 KEY Lock <b>58.405.XXX</b>

\* Retrofitting with drawers and pull-out shelves possible.



### Strike plate

The sturdy metal strike plate comes with an anti-trap finger guard for safety reasons.



### Push handle cylinder lock/ KEY Lock

The replaceable cylinder makes it possible to adapt the locking system as required.

### Slotted adjustable shelves

Adjustable shelves including 4 shelf supports. Specification: steel sheet, galvanised, slotted. Long sides folded by 4 × 90°. 30 mm thick with load-bearing capacity of 60 or 100 kg.

**D** For cabinet depth mm Load capacity kg Art. no.

#### Adjustable shelf

580	60	<b>58.108.000</b>
580	100	<b>60.409.000</b>

Usable dimensions (W × D mm) 980 × 506

#### Divider for adjustable shelf

580	L 490 × H 150 mm	<b>58.146.000</b>
-----	------------------	-------------------

#### Drawer FH 95 mm

580	Usable dimensions (W × D × H mm) 867 × 459 × 72	<b>58.113.000</b>
-----	---	-------------------

#### Pull-out shelf, FH 53 mm

580	Usable dimensions (W × D × H mm) 867 × 459 × 43	<b>58.115.000</b>
-----	---	-------------------



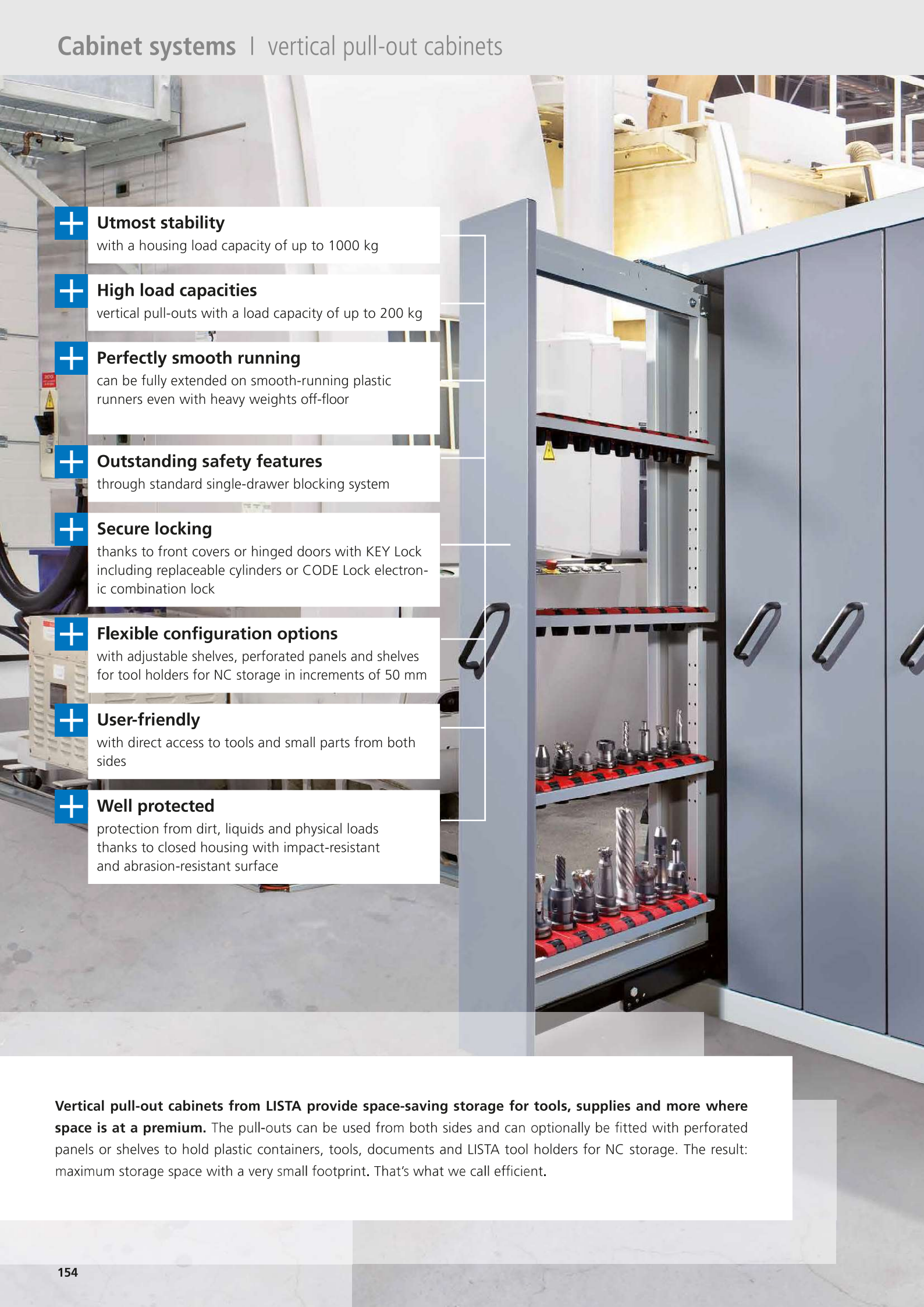
### Dividers for adjustable shelves

For subdividing adjustable shelves. Specification: steel sheet, painted. Colour: light grey, RAL 7035.

### Drawers and pull-out shelves

Full extension with ball bearings, including guide rails. Load capacity 50 kg. Specification: steel sheet. Colour: anthracite grey, RAL 7016.



- 
- + Utmost stability**  
with a housing load capacity of up to 1000 kg
  - + High load capacities**  
vertical pull-outs with a load capacity of up to 200 kg
  - + Perfectly smooth running**  
can be fully extended on smooth-running plastic runners even with heavy weights off-floor
  - + Outstanding safety features**  
through standard single-drawer blocking system
  - + Secure locking**  
thanks to front covers or hinged doors with KEY Lock including replaceable cylinders or CODE Lock electronic combination lock
  - + Flexible configuration options**  
with adjustable shelves, perforated panels and shelves for tool holders for NC storage in increments of 50 mm
  - + User-friendly**  
with direct access to tools and small parts from both sides
  - + Well protected**  
protection from dirt, liquids and physical loads thanks to closed housing with impact-resistant and abrasion-resistant surface

**Vertical pull-out cabinets from LISTA provide space-saving storage for tools, supplies and more where space is at a premium.** The pull-outs can be used from both sides and can optionally be fitted with perforated panels or shelves to hold plastic containers, tools, documents and LISTA tool holders for NC storage. The result: maximum storage space with a very small footprint. That's what we call efficient.



Art. no. **85.799.010**  
Fronts light blue, RAL 5012  
(excluding storage containers)

### Vertical pull-out cabinets

Depending on the model, all cabinets on this page are equipped with: front covers 3 × W 307 mm, 4 × W 230 mm, pull-outs with a load capacity of 200 kg, perforated panels with square holes 10 × 10 mm, 38 mm apart



Art. no. **85.789.050**  
Doors metallic grey, NCS S 6502-B  
(excluding tools)

**H** ↑ 1950 mm **W** → 1000 mm **D** ↗ 695 mm



#### Specification

Pull-outs



Art. no.



#### Cabinet with front covers for NC storage

3 or 4 pull-outs with 4 adjustable shelves each for LISTA NC tool holder (see page 74), usable dimensions: W 118 × D 554 mm, accommodation length for NC tool holder = 554 mm

3 200 KEY Lock **82.979.XXX**

4 200 KEY Lock **82.980.XXX**



#### Cabinet with front covers and adjustable shelves

3 or 4 pull-outs with 4 adjustable shelves each, plain, usable dimensions: W 291/210 × D 584 × H 25 mm

3 200 KEY Lock **85.792.XXX**

4 200 KEY Lock **85.799.XXX**



#### Cabinet with front covers and perforated panels

3 or 4 pull-outs with perforated panels, H 1700 × D 612 mm, can be used on both sides

3 200 KEY Lock **85.798.XXX**

4 200 KEY Lock **85.791.XXX**

**H** ↑ 1950 mm **W** → 1000 mm **D** ↗ 600 mm



#### Specification

Pull-outs



Art. no.



#### Cabinet with 2 hinged doors and perforated panels

3 or 4 pull-outs with perforated panels, H 1700 × D 560 mm, can be used on both sides, door fitted with hinges, opening angle 115°

3 200 KEY Lock **85.789.XXX**

4 200 KEY Lock **85.788.XXX**



### Adjustable shelves

The adjustable shelves in two available widths provide optimum storage space for stored items.



### NC storage

Safe and space-saving storage of tools in the vertical pull-outs in exchangeable frames.



### Perforated panels

Pull-out perforated panels enable flexible attachment of stored items thanks to a wide range of hooks.

➤ For NC tool holders and partitioning schemes see p. 80

➤ For pegboard hooks, plastic storage containers see p. 130/131

200 kg per pull-out





**LISTA heavy-duty cabinets are perfect for storing heavy materials on adjustable shelves, pull-out shelves and in drawers.** Additionally, all common access protection solutions, from retracting doors and hinged doors to vertical roller shutters, can be used. For greater transparency of stored items, doors can be supplied with viewing windows on request.



### + Utmost stability

with a housing load capacity of up to 1500 kg

### + High load capacities

160 kg per adjustable shelf, 200 kg per drawer/  
pull-out shelf

### + Outstanding safety features – with single drawer blocking mechanism for heavy-duty cabinets with retracting doors to prevent the cabinet from tipping over

### + User-friendly

because of the fast access to all stored items –  
retracting doors or smooth-running roller shutters with  
user-friendly push handle

### + Secure locking

with retracting doors, hinged doors or roller shutter  
and intelligent locking systems

### + Well protected

protection from dirt, liquids and physical loads thanks  
to closed housing with impact-resistant and abrasion-  
resistant surface

### + Perfectly organised

with viewing windows made from UV-resistant,  
shatterproof acrylic glass

### + Can be adapted to new storage items at any time

with the flexible integration and rearrangement of drawers,  
pull-out shelves and adjustable shelves in increments of 25 mm

### >> Fully compatible with LISTA drawer cabinets and drawer storage walls because of the standardised unit of measure

see p. 20 and/or p. 62



Art. no. **59.542.010**  
Light blue, RAL 5012

Art. no. **59.543.070**  
Ruby red, RAL 3003  
(excluding partition material)

### Heavy-duty cabinets with retracting doors

The cabinets are equipped with: adjustable shelves, galvanised, 33 mm thick, pull-out shelves and drawers, painted, generally grey, NCS 4502-B. Retracting doors folded from one piece, optionally either in solid sheet steel or with viewing windows. Fitted in hinge brackets, retracting range 90°, projection of doors when opened is 85 mm. Anti-tilting is ensured by the single-drawer blocking system. Available with KEY Lock, CODE Lock or RFID Lock locking systems.

**54 × 27 E** **H** **1950 mm** **W** **1146 mm** **D** **690 mm**



Drawers      Adjustable shelves      Pull-out shelves      Hinge pins mounted           Art. no.

#### Cabinets with 2 solid sheet retracting doors

-	4	-	160	Hinge bracket	KEY Lock	<b>59.541.XXX</b>
---	---	---	-----	---------------	----------	-------------------

2 × 75 / 1 × 150	2	2	160/200	Hinge bracket	KEY Lock	<b>59.543.XXX</b>
---------------------	---	---	---------	---------------	----------	-------------------

#### Cabinets with 2 viewing window retracting doors

-	4	-	160	Hinge bracket	KEY Lock	<b>59.540.XXX</b>
---	---	---	-----	---------------	----------	-------------------

2 × 75 / 1 × 150	2	2	160/200	Hinge bracket	KEY Lock	<b>59.542.XXX</b>
---------------------	---	---	---------	---------------	----------	-------------------



**i** When ordering a cabinet from these two pages with **CODE** or **RFID Lock** locking system, please add the suffix „C“ or „F“ to the article number given in the table (e.g. **62.201.XXX.C**).



### Retracting doors

- disappear in the housing when opened in order to give the best possible access (doors only project by 85 mm)
- folded from a single piece
- either made of full sheet steel or equipped with viewing windows
- fitted into hinge brackets, retracting range 90°
- KEY Lock, CODE Lock or RFID Lock locking systems



- fully extendable
- load capacity up to 200 kg



### Robust housing

- welded sheet steel construction with integrated support pillar system

» For partition material see p. 204

» For LISTA Script labelling system see p. 224



For colour information see fold-out page. When ordering, please use the desired three-digit colour code (instead of XXX).

**200** drawers/pull-out shelves  
**160** adjustable shelves





Art. no. **98.091.100**  
Signal blue, RAL 5005



Art. no. **98.086.050**  
Metallic grey, NCS S 6502-B

## Heavy-duty cabinets with hinged doors

The cabinets are equipped with: adjustable shelves, galvanised, 35 mm thick, pull-out shelves and drawers, painted, generally grey, NCS 4502-B. Hinged doors folded from one piece, optionally either in solid sheet steel or with viewing windows. KEY, CODE or RFID Locks available.

**54 × 27 E**

**H** ↑ 1950 mm

**W** → 1100 mm

**D** ↗ 641 mm



Drawers Adjustable shelves Pull-out shelves Hinge pins mounted Art. no.

### Cabinets with 2 solid sheet hinged doors

-	4	-	160	Pin hinge	KEY Lock	<b>98.081.XXX</b>
1 × 100 / 1 × 150	3	-	160/200	Pin hinge	KEY Lock	<b>98.085.XXX</b>
2 × 100 / 2 × 150	2	1	160/200	Pin hinge	KEY Lock	<b>98.093.XXX</b>



### Cabinets with 2 viewing window hinged doors

-	4	-	160	Pin hinge	KEY Lock	<b>98.082.XXX</b>
1 × 100 / 1 × 150	3	-	160/200	Pin hinge	KEY Lock	<b>98.086.XXX</b>
2 × 100 / 2 × 150	2	1	160/200	Pin hinge	KEY Lock	<b>98.094.XXX</b>



## Hinged doors

- folded from a single piece
- either made of solid sheet steel or equipped with viewing windows
- with pin hinge, opening angle approx. 115°
- Lock with KEY, CODE or RFID Lock

**i** When ordering a cabinet from these two pages with **CODE** or **RFID Lock**, please add the suffix „C“ or „F“, respectively, to the article number stated in the table (e.g. **62.201.XXX.C**).



## Heavy-duty cabinets with roller shutter

The cabinets are equipped with: adjustable shelves, galvanised, 35 mm thick, pull-out shelves and drawers, painted, generally grey, NCS 4502-B. The smooth-running PVC roller shutter stops at any height without locking. Colour: aluminium colours, the colour of the strike plate with KEY Lock locking system is variable.

**54 × 27 E**

**H** ↑ 1950 mm

**W** → 1100 mm

**D** ↗ 641 mm



Drawers Adjustable shelves Pull-out shelves Hinge pins mounted Art. no.

### Cabinets with roller shutter

-	4	-	160	-	KEY Lock	<b>98.083.XXX</b>
2 × 100	4	-	160/200	-	KEY Lock	<b>98.091.XXX</b>



## Roller shutter

- especially suitable when space is limited
- stops at any height without the need for catches
- aluminium colours, colour of strike plate variable
- KEY Lock locking system

For partition material sets and labelling system see p. 204.







Art. no. **98.091.010**  
Light blue, RAL 5012  
(excluding partition material)



### Drawers

Drawers with different front heights can be incorporated into the same housing in any order. The insides of the drawer walls are all fitted with a slotted grid in units (E) of 17 mm so that each drawer can be partitioned as required. Colour: grey, NCS 4502-B.

Max. installation height for  
**drawers and pull-out shelves:**  
1400 mm of the housing opening.



### Pull-out shelves

For storing heavy individual items and equipment. Perfectly fitting, variable height assembly of 25 x 25 mm in the cabinet housing. The inserted slats enable stored items to be stored and removed flush with the handle. Specification: steel sheet. Colour: grey, NCS 4502-B. Slats are made of shaped sheet steel profile, sendzimir galvanised.



### Adjustable shelves, slotted or plain

Adjustable shelves including 4 shelf supports. Adjustable shelf, slotted, **fitting against the rear**. Specification: steel sheet, galvanised. Long sides folded 4 x 90°. Load capacity 160 kg.

### Dividers for adjustable shelves

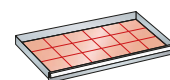
Slotted for separating 2 adjustable shelves attached one above the other. The height of the dividers depends on the distance between the adjustable shelves. Specification: steel sheet. Colour: light grey, RAL 7035.

### LISTA Units



**200 kg**  
load capacity

**54 x 27 E**



Usable surface (mm) **918 x 459 mm**



Usable height Shell height

Art. no.

	75	100	150	200
Usable height	57,5	82,5	132,5	182,5
Shell height	49	76	126	176
Art. no.	<b>85.700.080</b>	<b>85.701.080</b>	<b>85.702.080</b>	<b>85.703.080</b>

**Caution:** take the maximum installation height into account.



For cabinet depth mm Load capacity kg Art. no.

### Pull-out shelves

<b>641/690</b>	H 75 mm	200	<b>85.704.080</b>
Usable dimensions (W x D mm)			918 x 459

**Caution:** take the maximum installation height into account.

### Adjustable shelf, slotted, for cabinets with retracting doors

-	H 33 mm	160	<b>59.545.000</b>
Usable dimensions (W x D mm)			966 x 500

### Adjustable shelf, plain, for cabinets with hinged doors or roller shutter

-	H 35 mm	160	<b>98.098.000</b>
Usable dimensions (W x D mm)			967 x 549

### Pareti divisorie per ripiano spostabile, fessurate

	Usable height mm	Distance between shelves TE-TE* mm	
<b>690</b>	179	225	<b>59.415.000</b>
<b>690</b>	329	375	<b>59.416.000</b>

\* Distance between adjustable shelves from top edge to top edge



**Clothing lockers from LISTA offer impressive functionality and a wide variety of equipment options.**

This makes them suitable for use in a wide range of locations from workshop to sports hall and they also offer secure, flexible and ideal storage in accordance with DIN 4547-2011.







### **Utmost stability**

thanks to hinged doors with the pin on the right and with reinforcement pocket for greater protection against burglary (DIN 4547)



### **Sophisticated ventilation**

with air vents at the top and bottom of the housing



### **Optimum hygiene**

thanks to plain compartment shelves without raised edge to make it easier to clean the compartments thoroughly



### **Practical interior fittings**

with hat rack, towel holder and clothes rail with three sliding coat hooks for each compartment



### **Individual equipment options**

such as housing with an inclined top, double compartments, benches or ventilation ducts for on-site forced ventilation



### **Secure locking**

with KEY Lock locking system or locking mechanism for padlock (other locking systems on request)



### **Protection from dirt and corrosion**

with bases or legs that are galvanised in addition to being powder-coated. Protect against corrosion, cover with a base also protects against dirt





Art. no. **94.417.010**  
Light blue, RAL 5012



Art. no. **94.424.080**  
Pigeon grey, NCS S 4502-B

## Clothing lockers

Depending on the model, each compartment of all the clothing lockers on these pages is fitted with:  
single-leaf solid sheet door, flush-fitting, surface plain or with perforated field for additional ventilation (1 compartment lockable)

- 1 hat rack
- 1 clothes rail, with 3 sliding coat hooks
- 1 towel holder

**Compartments width:** 300 mm  
**Clear height:** 1280 mm / 300 mm (hat rack)



without substructure



with feet



with base

H →	Cabinet width mm
W ↗	500 mm
	Number of compartments
	Door specification
D ↑	

		600		900		1200	
		2		3		4	
		plain	perforated	plain	perforated	plain	perforated
1700 mm	cylinder lock	Art. no.	Art. no.	Art. no.	Art. no.	Art. no.	Art. no.
without substructure	Locking mechanism	94.414.XXX	94.531.XXX	94.405.XXX	94.534.XXX	94.417.XXX	94.537.XXX
		94.412.XXX	94.529.XXX	94.403.XXX	94.532.XXX	94.415.XXX	94.535.XXX
1800 mm	cylinder lock	94.426.XXX	94.552.XXX	94.429.XXX	94.555.XXX	94.432.XXX	94.558.XXX
with base, 100 mm	Locking mechanism	94.424.XXX	94.550.XXX	94.427.XXX	94.553.XXX	94.430.XXX	94.556.XXX
1850 mm	cylinder lock	94.447.XXX	94.573.XXX	94.450.XXX	94.576.XXX	94.453.XXX	94.579.XXX
with feet, 150 mm	Locking mechanism	94.445.XXX	94.571.XXX	94.448.XXX	94.574.XXX	94.451.XXX	94.577.XXX

**COLOURS:** With preconfigured cabinets housing in light grey, RAL 7035.



## Inclined top

Clothes lockers with an inclined top prevent undesired use of the cabinet top as shelf space.

Inclined top on request.



## Sophisticated ventilation system

- the air vents located on the top and bottom of the housing ensure permanent circulation of air in the locker
- door models with individual perforation pattern on request



## Air duct

Elimination of odours thanks to high air exchange rate and improved drying through on-site forced ventilation.

Air duct on request.

## Clothing lockers

Depending on the department and the model, all double-decker clothes lockers on this page are fitted with:

single-leaf solid sheet door, flush-fitting, surface plain or with perforated field for additional ventilation (1 compartment lockable)

1 hat rack

1 clothes rail, with 3 sliding coat hooks

1 towel holder

**Compartments width:** 300 mm

**Clear height:** 1280 mm



without substructure



with feet



with base



## Versatile locking systems

cylinder locks, numeric combination locks, coin deposit locks, locking systems for padlocks and master key systems are available. Other locks available on request.



## Wide range of accessories

On request, you may also order benches, shoe racks, name and number plates, towel holders and more.



The complete range of accessories see LISTA Compendium

Cabinet width mm		600		900		1200	
500 mm		2 × 2		3 × 2		4 × 2	
Door specification		plain	perforated	plain	perforated	plain	perforated
		Art. no.	Art. no.	Art. no.	Art. no.	Art. no.	Art. no.
<b>1700 mm</b> without substructure	cylinder lock	94.468.XXX	94.594.XXX	94.471.XXX	94.597.XXX	94.474.XXX	94.600.XXX
	Locking mechanism	94.466.XXX	94.592.XXX	94.469.XXX	94.595.XXX	94.472.XXX	94.598.XXX
<b>1800 mm</b> with base, 100 mm	cylinder lock	94.489.XXX	94.615.XXX	94.492.XXX	94.618.XXX	94.495.XXX	94.621.XXX
	Locking mechanism	94.487.XXX	94.613.XXX	94.490.XXX	94.616.XXX	94.493.XXX	94.619.XXX
<b>1850 mm</b> with feet, 150 mm	cylinder lock	94.510.XXX	94.636.XXX	94.513.XXX	94.639.XXX	94.516.XXX	94.642.XXX
	Locking mechanism	94.508.XXX	94.634.XXX	94.511.XXX	94.637.XXX	94.514.XXX	94.640.XXX





**LISTA compartment cabinets are ideal for storing personal items of all kinds.** Whether in industry, trades, office and administration, or leisure and sport: a variety of locking systems makes the cabinets easily adaptable to the respective security requirements of any location.



### **Utmost stability**

thanks to hinged doors with the pin on the right, rolled on all sides, with curved surface



### **Sophisticated ventilation**

with air vents at the top and bottom of the door



### **Secure locking**

with KEY Lock locking system or locking mechanism for padlock (other locking systems on request)



### **Clearly labelled**

thanks to embossed label frame



### **Protection from dirt**

thanks to substructure with base to prevent dirt from accumulating under the locker





Art. no. **11.527.050**  
Metallic grey, NCS S 6502-B



Art. no. **11.529.010**  
Light blue, RAL 5012



#### Compartment doors

Different compartment doors, e.g. with viewing windows or mail slot, on request

#### Ventilation slots and label frames

The high-quality solid sheet doors provide very high stability and are also equipped with a label frame. Air vents at the top and bottom provide ideal ventilation.















#### Wide range of accessories

The range of accessories in the LISTA Compendium includes optional inclined top parts.



#### Versatile locking systems

cylinder locks, numeric combination locks, coin deposit locks, locking systems for padlocks and master key systems are available. Other locks available on request.

			Compartment width			300 mm			400 mm		
			Clear compartment width			240 mm			340 mm		
<b>D</b>  500 mm	<b>W</b> 	Cabinet width mm	610	905	1200	415	810	1205			
<b>H</b> 	<b>H</b> 	Number of compartments 	2	3	4	1	2	3			
with base H 150 mm	Clear compartment height	Number of compartments 	Art. no. 	Art. no. 	Art. no. 	Art. no. 	Art. no. 	Art. no. 			
<b>1095 mm</b>	300 mm 280 mm	3	cylinder lock	-	<b>11.513.XXX</b>	-	-	-			
			Locking mechanism	-	<b>11.512.XXX</b>	-	-	-			
<b>1395 mm</b>	300 mm 280 mm	4	cylinder lock	<b>11.507.XXX</b>	<b>11.515.XXX</b>	-	-	-			
			Locking mechanism	<b>11.506.XXX</b>	<b>11.514.XXX</b>	-	-	-			
<b>1695 mm</b>	300 mm 280 mm	5	cylinder lock	<b>11.509.XXX</b>	<b>11.517.XXX</b>	<b>11.521.XXX</b>	-	-			
			Locking mechanism	<b>11.508.XXX</b>	<b>11.516.XXX</b>	<b>11.520.XXX</b>	-	-			
<b>1795 mm</b>	400 mm 380 mm	4	cylinder lock	<b>11.501.XXX</b>	<b>11.503.XXX</b>	<b>11.505.XXX</b>	<b>11.525.XXX</b>	<b>11.527.XXX</b>	<b>11.529.XXX</b>		
			Locking mechanism	<b>11.500.XXX</b>	<b>11.502.XXX</b>	<b>11.504.XXX</b>	<b>11.524.XXX</b>	<b>11.526.XXX</b>	<b>11.528.XXX</b>		
<b>1995 mm</b>	300 mm 280 mm	6	cylinder lock	<b>11.511.XXX</b>	<b>11.519.XXX</b>	<b>11.523.XXX</b>	-	-	-		
			Locking mechanism	<b>11.510.XXX</b>	<b>11.518.XXX</b>	<b>11.522.XXX</b>	-	-	-		

**COLOURS:** With preconfigured cabinets housing in light grey, RAL 7035.



**LISTA battery charging cabinets with hinged doors are perfect for the centralised supply of batteries and electrical devices.** All cabinets can be configured individually and adapted to your specific storage needs through the flexible use of partition materials, cabinet accessories and power supply by means of power strips.

### + Flexible range of applications

Charging options for battery-operated electrical machines, BDE devices, notebooks, tablets and smartphones

### + Perfect cable management

Cable openings for protected and orderly cable routing

### + Outstanding safety features

CE compliant

### + Secure locking

Devices are locked away at all times, and are protected against unauthorised use

### >> Benefits of LISTA cabinet systems

See p. 136

## Battery charging cabinets with hinged doors

Depending on the model, the cabinets are equipped with **adjustable shelves**, galvanised, 30 mm thick, load capacity 60 kg. Painted **drawers**, anthracite gray (RAL 7016), load capacity 50 kg. **Power strips** with on/off switches and 4 or 5 sockets, 230 V.



Art. No. **62.955.020**  
Solid sheet hinged door,  
light grey (RAL 7035)



Art. No. **62.976.020**  
Viewing window hinged door,  
light grey (RAL 7035)



Art. No. **62.971.020**  
Solid sheet hinged door,  
light grey (RAL 7035)



### Hinged doors with viewing windows

- For greater transparency of stored items
- Encourages order



W → 1000 mm D → 580 mm H ↑ 1950 mm							Solid sheet doors		Viewing windows	
Number of power strips	Mounting position, power strips	Adjustable shelves	Drawers	kg	Door storage		Art. No.		Art. No.	
<b>Type D / Schuko</b>										
1 × 5-socket (230V)	On side panel	4	—	60	Hinge	KEY Lock	<b>62.954.XXX</b>		<b>62.972.XXX</b>	
2 × 5-socket (230V)	On side panel	4	—	60	Hinge	KEY Lock	<b>62.955.XXX</b>		<b>62.973.XXX</b>	
1 × 5-socket (230V)	On rear panel/power conduit	4	—	60	Hinge	KEY Lock	<b>62.956.XXX</b>		<b>62.974.XXX</b>	
2 × 5-socket (230V)	On rear panel/power conduit	4	—	60	Hinge	KEY Lock	<b>62.957.XXX</b>		<b>62.975.XXX</b>	
2 × 5-socket (230V)	On rear panel/power conduit	3	2 × 95	60/50	Hinge	KEY Lock	<b>62.959.XXX</b>		<b>62.977.XXX</b>	
2 × 5-socket (230V), RCD/MCB**	On rear panel/power conduit	4	—	60	Hinge	KEY Lock	<b>62.958.XXX</b>		<b>62.976.XXX</b>	
<b>Type CH</b>										
1 × 4-socket (230V)*	On side panel	4	—	60	Hinge	KEY Lock	<b>62.966.XXX</b>		<b>62.984.XXX</b>	
2 × 4-socket (230V)*	On side panel	4	—	60	Hinge	KEY Lock	<b>62.967.XXX</b>		<b>62.985.XXX</b>	
1 × 4-socket (230V)*	On rear panel/power conduit	4	—	60	Hinge	KEY Lock	<b>62.968.XXX</b>		<b>62.986.XXX</b>	
2 × 4-socket (230V)*	On rear panel/power conduit	4	—	60	Hinge	KEY Lock	<b>62.969.XXX</b>		<b>62.987.XXX</b>	
2 × 4-socket (230V)*	On rear panel/power conduit	3	2 × 95	60/50	Hinge	KEY Lock	<b>62.971.XXX</b>		<b>62.989.XXX</b>	
2 × 4-socket (230V)*, RCD/MCB**	On rear panel/power conduit	4	—	60	Hinge	KEY Lock	<b>62.970.XXX</b>		<b>62.988.XXX</b>	
<b>Type F</b>										
1 × 5-socket (230V)	On side panel	4	—	60	Hinge	KEY Lock	<b>62.960.XXX</b>		<b>62.978.XXX</b>	
2 × 5-socket (230V)	On side panel	4	—	60	Hinge	KEY Lock	<b>62.961.XXX</b>		<b>62.979.XXX</b>	
1 × 5-socket (230V)	On rear panel/power conduit	4	—	60	Hinge	KEY Lock	<b>62.962.XXX</b>		<b>62.980.XXX</b>	
2 × 5-socket (230V)	On rear panel/power conduit	4	—	60	Hinge	KEY Lock	<b>62.963.XXX</b>		<b>62.981.XXX</b>	
2 × 5-socket (230V)	On rear panel/power conduit	3	2 × 95	60/50	Hinge	KEY Lock	<b>62.965.XXX</b>		<b>62.983.XXX</b>	
2 × 5-socket (230V), RCD/MCB**	On rear panel/power conduit	4	—	60	Hinge	KEY Lock	<b>62.964.XXX</b>		<b>62.982.XXX</b>	
<b>Type GB</b>										
1 × 5-socket (230V)	On side panel	4	—	60	Hinge	KEY Lock	<b>57.145.XXX</b>		<b>57.151.XXX</b>	
2 × 5-socket (230V)	On side panel	4	—	60	Hinge	KEY Lock	<b>57.146.XXX</b>		<b>57.152.XXX</b>	
1 × 5-socket (230V)	On rear panel/power conduit	4	—	60	Hinge	KEY Lock	<b>57.147.XXX</b>		<b>57.153.XXX</b>	
2 × 5-socket (230V)	On rear panel/power conduit	4	—	60	Hinge	KEY Lock	<b>57.148.XXX</b>		<b>57.154.XXX</b>	
2 × 5-socket (230V)	On rear panel/power conduit	3	2 × 95	60/50	Hinge	KEY Lock	<b>57.150.XXX</b>		<b>57.156.XXX</b>	
2 × 5-socket (230V), RCD/MCB**	On rear panel/power conduit	4	—	60	Hinge	KEY Lock	<b>57.149.XXX</b>		<b>57.155.XXX</b>	

\* With 1 × thermal fuse

\*\* RCD = residual current protective device (16 A/30 mA), MCB = miniature circuit breaker (CH = 10 A, D/F = 16 A)

50 kg drawers/pull-out shelves  
60 kg adjustable shelves



# Cabinet systems | Battery charging cabinets with hinged doors

**W** → Cabinet width mm

**750**

**1000**

**1250**



## Cabinet housing

Incl. rubber grommet for protected cable routing and fan cover on the rear panel

<b>D</b> →	<b>H</b> ↑	Door storage	Art. No.	Art. No.	Art. No.
500 mm	1950 mm	Fulcrum pin	62.792.XXX	—	62.794.XXX
500 mm	1950 mm	Hinge	—	62.780.XXX	—
580 mm	1950 mm	Fulcrum pin	62.793.XXX	—	62.795.XXX
580 mm	1950 mm	Hinge	—	62.778.XXX	—



## Fan cover

When the fan is in use, the fan cover is dropped



## Hinged doors

2 doors excl. clasp lock (must be ordered separately)

	<b>H</b> ↑	Door storage	Art. No.	Art. No.	Art. No.
<b>Solid sheet</b>	1950 mm	Fulcrum pin	62.018.XXX	—	62.022.XXX
<b>Solid sheet</b>	1950 mm	Hinge	—	62.011.XXX	—
<b>Viewing window</b>	1950 mm	Fulcrum pin	—	—	62.279.XXX
<b>Viewing window</b>	1950 mm	Hinge	—	62.012.XXX	—



## Pintal bearing assembly

- Doors are flush with the cabinet housing
- For use without drawers or pullout shelves
- Opening angle approx. 115°



## Adjustable shelf


Incl. 4 shelf supports. Specification: sheet steel, galvanised, slotted. Long sides folded by 4 × 90°. 30 mm thick with load-bearing capacity of 60 or 100 kg.

<b>D</b> → For cabinet depth	<b>kg</b>	Art. No.	Art. No.	Art. No.
500 mm	60	58.104.000	58.107.000	58.110.000
500 mm	100	—	60.407.000	60.408.000
580 mm	60	58.105.000	58.108.000	58.111.000
580 mm	100	—	60.409.000	60.434.000
Usable dimensions (W × D mm)		730 × 425/506	980 × 425/506	1230 × 425/506



## Hinged bearing assembly

- For the installation of drawers and pull-out shelves, doors must be fitted with hinged bearing assembly
- Doors are flush with the cabinet housing
- Opening angle approx. 115°



## Divider for adjustable shelf

For partitioning adjustable shelves. Specification: sheet steel, painted. Colour: light grey, RAL 7035.

<b>D</b> → For cabinet depth		Art. No.	Art. No.	Art. No.
500 mm	W 411 × H 150 mm	58.145.000	58.145.000	58.145.000
580 mm	W 490 × H 150 mm	58.146.000	58.146.000	58.146.000



## KEY Lock

Art. No. 49.060.000  
Separately lockable



## Drawers and pull-out shelves

Full extension with ball bearings, including guide rails. Load capacity 50 kg. Specification: sheet steel. Colour: anthracite gray, RAL 7016. Only compatible with cabinets with hinge bearing assembly and a depth of 580 mm.

		Art. No.	Art. No.	Art. No.
<b>Drawer, FH 95 mm</b>		—	58.113.000	—
<b>580 mm</b>	Usable dimensions (W × D × H mm)		867 × 459 × 72	
<b>Pull-out shelf, FH 53 mm</b>		—	58.115.000	—
<b>580 mm</b>	Usable dimensions (W × D × H mm)		867 × 459 × 43	



## CODE Lock

Art. No. 49.085.000




## RFID Lock

Art. No. 49.086.000

## Power strips

With on/off switch and sockets, 230 V, without power and connection cables

 For cabinet depth	Type	Description	Art. No.
500 mm	D / PE	4-socket (230V)	<b>82.474.000</b>
500 mm	CH	3-socket (230V)*	<b>82.475.000</b>
500 mm	F	4-socket (230V)	<b>82.476.000</b>
500 mm	GB	4-socket (230V)	<b>62.902.000</b>
580 mm	D / PE	5-socket (230V)	<b>62.763.000</b>
580 mm	CH	4-socket (230V)*	<b>62.782.000</b>
580 mm	F	5-socket (230V)	<b>62.739.000</b>
580 mm	GB	5-socket (230V)	<b>62.903.000</b>

\* Incl. thermal fuse 10A



Side panel installation

## Fastening kit for power strips

### Side panel installation

Includes fastening material for screw connection of the power strips onto the cabinet side panel

 For cabinet depth	Art. No.
500 mm	<b>62.771.000</b>
580 mm	<b>62.772.000</b>

### Rear panel installation

Power conduit for holding the power strips (4-socket for CH and 5-socket for D, F and GB).  
Fastening material included. Specification: sheet steel. Colour: anthracite gray, RAL 7016.

 For cabinet width	Art. No.
1000 mm	<b>62.992.000</b>
1250 mm	<b>62.996.000</b>



Rear panel installation



## Fan

Incl. connecting cable with flat connector

Type	Art. No.
230V-AC 106	<b>62.736.000</b>



## RCD/MCB

RCD = residual current protective device (16 A / 30 mA)  
MCB = miniature circuit breaker (CH = 10 A, D/F = 16 A)

Quantity	Art. No.
1 piece	<b>57.101.000</b>

## Cable fastening

Cable tie and mounting base kit for 2 m cable length

Quantity	Art. No.
5 pieces	<b>390.024.000</b>



## System socket supply cable

Simple and quick electrical installation through plug and socket connector system, 3-pin.

Type	Length (m)	Art. No.
D / PE	3.0	<b>89.545.000</b>
CH	3.0	<b>89.544.000</b>
F	3.0	<b>89.545.000</b>
GB	3.0	<b>89.546.000</b>



## Connecting cable

3-pin connector system with plug and socket

Length (m)	Art. No.
1.0	<b>89.548.000</b>
1.5	<b>390.036.000</b>
2.0	<b>89.549.000</b>
3.0	<b>89.550.000</b>



### Flexible range of applications

Charging options for battery-operated electrical machines, BDE devices, notebooks, tablets, smartphones or e-bikes



### Sophisticated ventilation

Optimal air circulation thanks to ventilation holes at the front and back



### Great design diversity

With sockets, network sockets RJ45 and USB interfaces



### Outstanding safety features

CE compliant



### Secure locking

Devices are locked away at all times, and are protected against unauthorised use



### Benefits of LISTA cabinet systems

See p. 136

**LISTA compartment cabinets with power connection are perfect for personal storage of battery-operated devices of all kinds.** Suitable for use in industry, trade, offices, schools, universities or public buildings. Batteries can be charged during storage thanks to the built-in double sockets, and are therefore always ready to use.





Art. no. **98.409.020**  
Light grey, RAL 7035



Art. no. **98.416.070**  
Ruby red, RAL 3003



#### Versatile locking systems

- Cylinder locks, numeric combination locks, coin deposit locks, locking systems for padlocks and master key systems are available

**H** **1790 mm, with base 150 mm high**



		No. of compartments	Shelf dimension (W x H mm)	Type	Module per compartment	Art. no.
<b>Cabinets with 8 compartments and cylinder lock</b>						
810 mm	585 mm	2 x 4	400 x 400	D / PE	2 x 230V	<b>98.409.XXX</b>
810 mm	585 mm	2 x 4	400 x 400	D / PE	1 x 230V, 2 x USB	<b>98.415.XXX</b>
810 mm	585 mm	2 x 4	400 x 400	D / PE	1 x 230V, 1 x RJ45	<b>98.419.XXX</b>
810 mm	585 mm	2 x 4	400 x 400	CH	1 x 230V, 1 x TS*	<b>98.411.XXX</b>
810 mm	585 mm	2 x 4	400 x 400	F	2 x 230V	<b>98.413.XXX</b>
810 mm	585 mm	2 x 4	400 x 400	F	1 x 230V, 2 x USB	<b>98.417.XXX</b>
810 mm	585 mm	2 x 4	400 x 400	F	1 x 230V, 1 x RJ45	<b>98.421.XXX</b>
810 mm	585 mm	2 x 4	400 x 400	GB	2 x 230V	<b>98.455.XXX</b>
810 mm	585 mm	2 x 4	400 x 400	GB	1 x 230V, 2 x USB	<b>98.457.XXX</b>
810 mm	585 mm	2 x 4	400 x 400	GB	1 x 230V, 1 x RJ45	<b>98.459.XXX</b>

#### Cabinets with 12 compartments and cylinder lock

1205 mm	585 mm	3 x 4	400 x 400	D / PE	2 x 230V	<b>98.410.XXX</b>
1205 mm	585 mm	3 x 4	400 x 400	D / PE	1 x 230V, 2 x USB	<b>98.416.XXX</b>
1205 mm	585 mm	3 x 4	400 x 400	D / PE	1 x 230V, 1 x RJ45	<b>98.420.XXX</b>
1205 mm	585 mm	3 x 4	400 x 400	CH	1 x 230V, 1 x TS*	<b>98.412.XXX</b>
1205 mm	585 mm	3 x 4	400 x 400	F	2 x 230V	<b>98.414.XXX</b>
1205 mm	585 mm	3 x 4	400 x 400	F	1 x 230V, 2 x USB	<b>98.418.XXX</b>
1205 mm	585 mm	3 x 4	400 x 400	F	1 x 230V, 1 x RJ45	<b>98.422.XXX</b>
1205 mm	585 mm	3 x 4	400 x 400	GB	2 x 230V	<b>98.456.XXX</b>
1205 mm	585 mm	3 x 4	400 x 400	GB	1 x 230V, 2 x USB	<b>98.458.XXX</b>
1205 mm	585 mm	3 x 4	400 x 400	GB	1 x 230V, 1 x RJ45	<b>98.460.XXX</b>



2 x socket, 230V



Socket 230V/RJ45, without network cable, Plug+Play, Cat6



Socket 230V/Power USB



Socket 230V/Thermal fuse

**i** On request  
Doors with viewing windows



**LISTA environmental and oil cabinets are suitable for the safe and standard storage of water-hazardous substances in water hazard class (WGK) 1–3.** Liquids that are required in the daily work flow are stored safely in LISTA oil cabinets. Pull-out shelves hold the liquid canisters. Drops of liquid are collected in the drip tray.



- + Maximum stability**  
with housing load capacity of up to 500 kg
- + High load capacities**  
Drip trays with a load capacity of up to 100 kg and canister shelves up to 200 kg
- + Can be adapted to new storage items at any time**  
by inserting or converting drip trays and canister shelves in 25-mm increments as required
- + Individual equipment options**  
with drip trays, canister shelves, base trays, canisters and drawers
- + Safe and orderly storage**  
with drip trays welded to form a liquid-tight seal according to Section 19 of the Water Resources Act/German directive on steel trays (StawaR).
- + Secure locking**  
with solid-sheet doors (flush-fitting, folded from one piece) and selectable locking systems
- + Sophisticated ventilation**  
with perforated field at the top and bottom of environmental lockers





Art. no. **71.461.010**  
Lightblue, RAL 5012



Art. no. **60.474.030**  
Reseda green, RAL 6011




### Oil cabinets

The cabinets are fitted with: chromium steel drip trays, 2 mm thick, welded to form a liquid-tight seal according to Section 19 of the Water Resources Act/German directive on steel trays (StawaR), 40-litre capacity, canister shelves (painted grey), NCS 4502-B, canister made of HDPE plastic with outlet valve (glossy chrome finish). Solid-sheet hinged doors folded from one piece, with fulcrum pins, 235-degree opening angle.

**W** → 717 mm    **D** ↗ 753 mm    **H** ↑ 1450 mm




#### Cabinets with 2 solid sheet doors

Equipment	 kg	Door storage		Art.no. 
2 canister shelves 8 canisters, 25 l each 1 drip tray Tank dimensions: 651×620×100 mm (W×D×H)	200	Fulcrum pin	KEY Lock	<b>71.460.XXX</b>
3 canister shelves 10 canisters, 10 l each 4 canisters, 25 l each 1 drip tray Tank dimensions: 651×620×100 mm (W×D×H)	200	Fulcrum pin	KEY Lock	<b>71.461.XXX</b>



#### Canister with outlet tap

Fitted with screw cap. Filter in the filler neck. Outlet tap, glossy chrome finish with seal. Specification: HDPE plastic, transparent.

Width	Depth	Height	Volumetric capacity	Art.no. 
120 mm	440 mm	270 mm	10 l	<b>14.990.000</b>
150 mm	440 mm	490 mm	25 l	<b>14.991.000</b>




### Environmental cabinets

The cabinets are fitted with: galvanised drip trays, 3 mm thick, welded to form a liquid-tight seal according to Section 19 of the Water Resources Act/German directive on steel trays (StawaR), 20-litre capacity. Solid-sheet hinged doors folded from one piece, with hinges, 115-degree opening angle.

**W** → 1000 mm    **D** ↗ 500 mm    **H** ↑ 1950 mm



#### Cabinet with 2 solid sheet doors

Equipment	 kg	Door storage		Art.no. 
4 drip trays Tank dimensions: 982×445×70 mm (W×D×H)	100	Hinge	KEY Lock	<b>60.474.XXX</b>



#### Observe legal regulations and directives

The canisters may only be filled with acid- and lye-free liquids (no abrasive media), oils and grease with a flame point above 55° Celsius. Maximum ambient temperature 40° Celsius. Please call us for special applications and further information.

 **Note:**  
Not suitable for storage of flammable materials



#### Canister shelf

The canister shelf has a handle on the left and right and a centre lip. It is only 27 E (451 mm) deep so there is enough room in the front area for the canister tap.



#### Built-under drainage tray for oil cabinet

The built-under drainage tray of the oil cabinet has a leak-proof welded construction according to the Water Resources Act Sec. 19/StawaR (German directive on steel trays) and has a test certificate. It has a volumetric capacity of 40 l. **On request.**



#### Drip trays

The drip trays feature a leak-proof welded construction according to StawaR (German directive on steel trays) and have a test certificate.

