



Compartment cabinets

Space for many users

Lista compartment cabinets, also known as break cabinets, are the ideal solution for storing personal items in any field including industry and trade, services as well as the sports and leisure sectors. Depending on their application, the cabinets can be customised to different requirements thanks to the various locking systems.



Compartment cabinet doors with ventilation slots

The high-quality solid sheet doors provide a very high stability thanks to their curved (cambered) surface. Optimum ventilation is ensured by an upper and a lower perforated field. The doors are also equipped with a label frame.



Versatile locking systems

Wide choice of cylinder locks, locking systems for padlocks, combination locks, deposit locks and key systems. Personal items are stored safely.



Optional accessories

The Lista accessories range includes optional inclined top parts.

i Benefits

- Well-thought-out ventilation
- Different compartment sizes for many different variations
- Flexible locking systems
- Choose from 12 standard colours and 12 optional colours for door painting

Personal items can be stored simply and safely in the Lista compartment cabinets.



Colours

Preconfigured cabinets: Housing in light grey, RAL 7035.
 Freely configurable cabinets: Housing in 12 standard colours and 12 additional colours available (with surcharge). Doors always available in 12 standard colours and 12 additional colours (with surcharge). When placing your order, please enter the desired three-digit colour code (instead of XXX). Customised colours on request.



➤ For colour information see fold-out



Compartment cabinets

Pre-configured cabinets

With solid sheet doors



Art. no. **11.515.050**
Metallic grey, NCS S 6502-B

i Features

- Carefully welded sheet steel construction, housing with 150 mm high base
- Solid sheet doors, flush-fitting, rolled on all sides for safety reasons, mounted on the right, surface curved (cambered) for stability reasons, with upper and lower perforated field for ventilation as well as with a label frame
- Doors are flush with the cabinet housing, opening angle approx. 110°
- Pintle bearing assembly
- Unless otherwise specified, Key Lock as Huwil laminar cylinder lock; for further locking options see individual configuration
- Durable powder coating

i Design diversity

- Compartment widths 300 and 400 mm
- Cabinets with a number of different compartments
- Compartment sizes (W x H):
 - 300 x 300 mm
 - 300 x 400 mm
 - 400 x 400 mm

H ↑ 1095 mm



3 x 3 compartments

i Tip



Top part

An inclined top part prevents the cover from being used inadvertently as shelf space and reduces required cleaning.

Cabinets with 3 solid sheet doors in a column, compartments: W 300 x H 300 mm

W → mm	Number of compartments	Compartment dimensions mm (W x H)	Cylinder lock		Rotary knob safety lock		Locking mechanism	
			Art. no.		Art. no.		Art. no.	
905	3 x 3	300 x 300	11.513.XXX		11.122.XXX		11.512.XXX	

Colours

With preconfigured cabinets housing in light grey, RAL 7035.

D ↗ 500 mm

H ↑ 1395 mm



2 x 4 compartments



3 x 4 compartments

Cabinets with 4 solid sheet doors in a column, compartments: W 300 x H 300 mm

W → mm	Number of compartments	Compartment dimensions mm (W x H)	Cylinder lock		Rotary knob safety lock		Locking mechanism	
			Art. no.		Art. no.		Art. no.	
610	2 x 4	300 x 300	11.507.XXX		11.118.XXX		11.506.XXX	
905	3 x 4	300 x 300	11.515.XXX		11.123.XXX		11.514.XXX	



Cabinet systems

H ↑ 1695 mm



2 x 5 compartments



3 x 5 compartments



4 x 5 compartments

Cabinets with 5 solid sheet doors in a column, compartments: W 300 x H 300 mm

W → mm	Number of compartments	Compartment dimensions mm (W x H)	Cylinder lock		Rotary knob safety lock		Locking mechanism	
			Art. no.		Art. no.		Art. no.	
610	2 x 5	300 x 300	11.509.XXX		11.119.XXX		11.508.XXX	
905	3 x 5	300 x 300	11.517.XXX		11.124.XXX		11.516.XXX	
1200	4 x 5	300 x 300	11.521.XXX		11.127.XXX		11.520.XXX	

Compartment cabinets

Pre-configured cabinets

With solid sheet doors

H ↑ 1995 mm



2 x 6
compartments



3 x 6
compartments



4 x 6
compartments

Cabinets with 6 solid sheet doors in a column, compartments: W 300 x H 300 mm

W → mm	Number of compartments	Compartment dimensions mm (W x H)	Cylinder lock		Rotary knob safety lock		Locking mechanism	
			Art. no.		Art. no.		Art. no.	
610	2 x 6	300 x 300	11.511.XXX		11.121.XXX		11.510.XXX	
905	3 x 6	300 x 300	11.519.XXX		11.126.XXX		11.518.XXX	
1200	4 x 6	300 x 300	11.523.XXX		11.128.XXX		11.522.XXX	

Colours

With preconfigured cabinets housing in light grey, RAL 7035.

H ↑ 1795 mm



2 x 4
compartments



3 x 4
compartments



4 x 4
compartments

Cabinets with 4 solid sheet doors in a column, compartments: W 300 x H 400 mm

W → mm	Number of compartments	Compartment dimensions mm (W x H)	Cylinder lock		Rotary knob safety lock		Locking mechanism	
			Art. no.		Art. no.		Art. no.	
610	2 x 4	300 x 400	11.501.XXX		11.129.XXX		11.500.XXX	
905	3 x 4	300 x 400	11.503.XXX		11.130.XXX		11.502.XXX	
1200	4 x 4	300 x 400	11.505.XXX		11.131.XXX		11.504.XXX	



D ↗ 500 mm

H ↑ 1795 mm



Cabinets with 4 solid sheet doors in a column, compartments: W 400 x H 400 mm

W → mm	Number of compartments	Compartment dimensions mm (W x H)	Cylinder lock		Rotary knob safety lock		Locking mechanism	
			Art. no.		Art. no.		Art. no.	
415	1 x 4	400 x 400	11.525.XXX		11.132.XXX		11.524.XXX	
810	2 x 4	400 x 400	11.527.XXX		11.133.XXX		11.526.XXX	
1205	3 x 4	400 x 400	11.529.XXX		11.134.XXX		11.528.XXX	



Art. no.
11.527.010
Light blue,
RAL 5012

Compartment cabinets

Cabinet housing and compartment doors with different locking systems



Cabinet housing

The cabinet housing for compartment doors is made of high-quality welded sheet steel and is equipped with a 150 mm high base. Compartment size (W x H): 300 x 300 mm.

Compartment doors

The solid sheet doors are mounted on the right, and the surface is curved (cambered) for stability reasons. Ventilation slots are at the top and bottom. The doors can be equipped with a letter drop slot on request. The doors are flush with the cabinet housing and mounted on internal pintle bearing assembly. The opening angle is approx. 110°. With recess for different locking systems.



Huwil and DOM laminar cylinder lock



Rotary knob safety lock



Locking mechanism



Combination lock

D **500 mm** Compartments W x H: **300 x 300 mm**



Compartment door
300 x 300 mm

W mm	H mm	Housing	mm	Number of compartments x compartment height	Number of compartments x compartment width	
					Specification	Hinge pins mounted
1095				3 x 300	Right	Pintle
1395				4 x 300	Right	Pintle
1695				5 x 300	Right	Pintle
1995				6 x 300	Right	Pintle

Compartment 300 x 300 mm, in clear 240 x 280 mm.

Compartment doors

Compartment door for cylinder lock, rotary knob safety lock, locking mechanism, coin deposit lock on request

1 door / compartment excluding lock		Solid sheet	Pintle
Separately lockable			

Compartment door for combination lock

1 door / compartment excluding lock	Solid sheet	Pintle
--	-------------	--------

Locking systems

Separately lockable

Designation	Art. no.
Huwil laminar cylinder lock with 2 keys	11.097.000
DOM laminar cylinder lock with 2 keys	11.029.000
Rotary knob safety lock without padlock	11.032.000
Locking mechanism single-bar / on right, without padlock	11.033.000
Safe-O-Mat coin deposit lock	On request

Combination lock

The lock is supplied with a pre-set number combination which can be individually set. The combination can be changed at any time. Fastening material included.

Door stop	Width mm	Height mm	Art. no.
Right	61	26	94.882.000

Master key system

Each cabinet is fitted with a unique lock, requiring a unique key. However, a master/collective key will open all the locks in the locking system. A master key system (DOM) with pin tumble cylinders offers qualitative benefits and can be extended. Collective locking systems (Huwil) using laminar cylinders offer the same functions of a master key system, but with fewer lock variations. On request.


Designation	Art. no.
Cylinder lock for collective locking system, lock HS 10685 TE, make: Huwil, with 2 keys	11.099.000
Collective key, make: Huwil	11.051.000
Cylinder lock for master key system, make: DOM, with 2 keys	11.031.000
Master key, make: DOM	20.040.000



Housing **610 mm wide**
for 8/10/12 compartment doors



Housing **905 mm wide**
for 9/12/15/18 compartment doors



Housing **1,200 mm wide**
for 20/24 compartment doors

2 x 300		3 x 300		4 x 300	
Art. no.		Art. no.		Art. no.	
-		11.470.XXX		-	
11.467.XXX		11.471.XXX		-	
11.468.XXX		11.472.XXX		11.474.XXX	
11.469.XXX		11.473.XXX		11.475.XXX	
11.482.XXX		11.482.XXX		11.482.XXX	
97.313.XXX		97.313.XXX		97.313.XXX	



Cabinet accessories

Inclined top part and labels

Inclined top part

For compartment width mm	Number of consecutive compartments, arranged next to	Cabinet width mm	Art. no.	
300	2	610	97.315.XXX	
300	3	905	97.316.XXX	
300	4	1200	97.317.XXX	
Superstructures are factory assembled			97.558.000	



Labels for label frame

Specification	Width mm	Height mm	Sales unit	Art. no.
Paper labels, white, with transparent covers	85	40	1 unit	11.107.000

Colours

Housings and compartment doors in 12 standard colours and 12 additional colours available (with surcharge). When placing your order, please enter the desired three-digit colour code (instead of XXX). Customised colours on request.



For colour information see fold-out

Note: Simultaneously locking and further locking systems on request.

For locking systems see page 24

@ Lista online

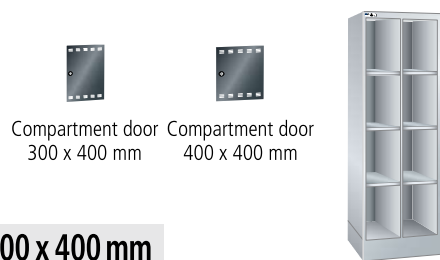
The entire Lista range offers countless solutions to meet your specific requirements. The Online Compendium 2, the Lista Configurator and the Lista Script can be found here:

www.lista.com



Compartment cabinets

Cabinet housing and compartment doors with different locking systems



Compartment door 300 x 400 mm Compartment door 400 x 400 mm

Housing 610 mm wide for 8 compartment doors



Cabinet housing

The cabinet housing for compartment doors is made of high-quality welded sheet steel and is equipped with a 150 mm high base. Compartment sizes (W x H): 300 x 400 and 400 x 400 mm.

Compartment doors

The solid sheet doors are mounted on the right and the surface is curved (cambered) for stability reasons. Ventilation slots are at the top and bottom. The doors can be equipped with a letter drop slot on request. The doors are flush with the cabinet housing and come with an inside pintle bearing assembly. The opening angle is approx. 110°. With recess for different locking systems.

D	500 mm	Compartments W x H: 300 x 400 mm
		Compartments W x H: 400 x 400 mm

W	Housing	mm	Number of compartments x compartment width	2 x 300
H		mm	Number of compartments x compartment height	Art. no.
	1795		4 x 400	11.476.XXX
			Right Pintle	Compartment 300 x 400 mm, in clear 240 x 380 mm.

Compartment doors

Compartment door for cylinder lock, rotary knob safety lock, locking mechanism, coin deposit lock on request

1 door/compartment excluding lock		Solid sheet	Pintle	11.483.XXX
Separately lockable				

Compartment door for combination lock

1 door/compartment excluding lock	Solid sheet	Pintle	97.314.XXX
--	-------------	--------	-------------------

Locking systems

Separately lockable

Designation	Art. no.
Huwil laminar cylinder lock with 2 keys	11.097.000
DOM laminar cylinder lock with 2 keys	11.029.000
Rotary knob safety lock without padlock	11.032.000
Locking mechanism single-bar / on right, without padlock	11.033.000
Safe-O-Mat coin deposit lock	On request

Combination lock

The lock is supplied with a pre-set number combination which can be individually set. The combination can be changed at any time. Fastening material included.

Door stop	Width mm	Height mm	Art. no.
Right	61	26	94.882.000

Master key system


Each cabinet is fitted with a unique lock, requiring a unique key. However, a master/collective key will open all the locks in the locking system. A master key system (DOM) with pin tumble cylinders offers qualitative benefits and can be extended. Collective locking systems (Huwil) using laminar cylinders offer the same functions of a master key system, but with fewer lock variations. On request.

Designation	Art. no.
Cylinder lock for collective locking system, lock HS 10685 TE, make: Huwil, with 2 keys	11.099.000
Collective key, make: Huwil	11.051.000
Cylinder lock for master key system, make: DOM, with 2 keys	11.031.000
Master key, make: DOM	20.040.000





Housing **905 mm wide**
for 12 compartment doors




Housing **1,205 mm wide**
for 16 compartment doors



Housing **415 mm wide**
for 4 compartment doors



Housing **810 mm wide**
for 8 compartment doors



Housing **1205 mm wide**
for 12 compartment doors

3 x 300		4 x 300		1 x 400		2 x 400		3 x 400	
Art. no.		Art. no.		Art. no.		Art. no.		Art. no.	
11.477.XXX		11.478.XXX		11.479.XXX		11.480.XXX		11.481.XXX	

Compartment 400 x 400 mm, in clear 340 x 380 mm.

11.483.XXX		11.483.XXX		11.484.XXX		11.484.XXX		11.484.XXX	
------------	--	------------	--	------------	--	------------	--	------------	--

97.314.XXX		97.314.XXX		97.312.XXX		97.312.XXX		97.312.XXX	
------------	--	------------	--	------------	--	------------	--	------------	--

Cabinet accessories

Inclined top part and labels

Inclined top part

For compartment width mm	Number of consecutive compartments, arranged next to	Cabinet width mm	Art. no.
300	2	610	97.315.XXX
300	3	905	97.316.XXX
300	4	1200	97.317.XXX
400	1	415	97.318.XXX
400	2	810	97.319.XXX
400	3	1205	97.320.XXX
Superstructures are factory assembled			97.558.000



Note: Simultaneously locking and further locking systems on request.

Labels for label frame

Specification	Width mm	Height mm	Sales unit	Art. no.
Paper labels, white, with transparent covers	85	40	1 unit	11.107.000

For locking systems see page 24



Colours

Housings and compartment doors in 12 standard colours and 12 additional colours available (with surcharge). When placing your order, please enter the desired three-digit colour code (instead of XXX). Customised colours on request.

For colour information see fold-out

