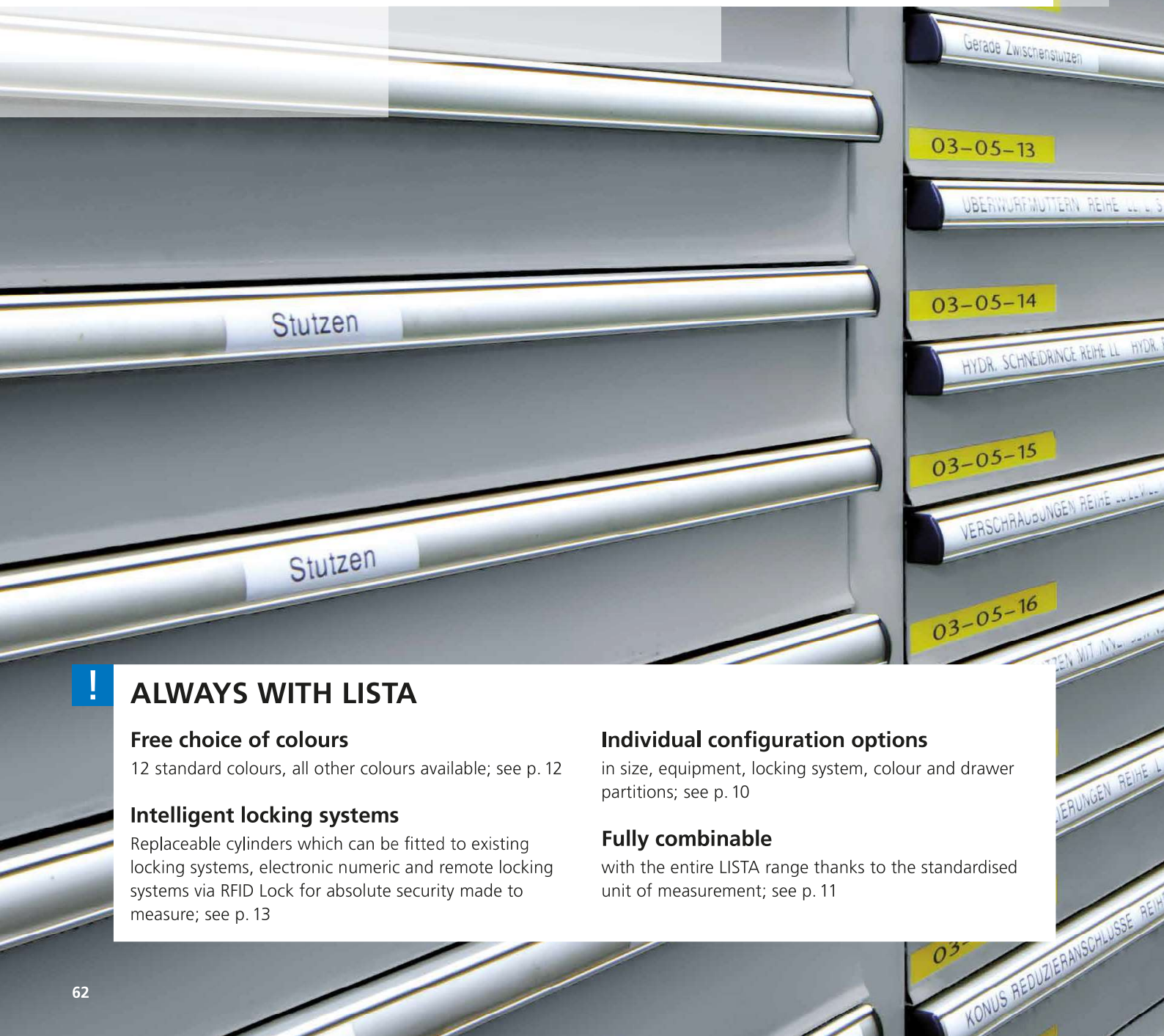


Drawer storage walls

STRONG AND SAFE

LISTA drawer storage walls are perfect for storing large, heavy single items or a large number of small items and keeping them clearly organised and protected from dust and dirt. All add-ons, drawers, pull-out shelves and adjustable shelves can be freely combined with one another. This enables a wide variety of different types of installation – even inside trucks and containers. The necessary changes can be made simply by reorganising the individual elements. This means that you can adapt your system to new logistics requirements at any time, so that you always have: A Solution to Match Your Needs. With all the benefits of our drawer cabinets.



! ALWAYS WITH LISTA

Free choice of colours

12 standard colours, all other colours available; see p. 12

Intelligent locking systems

Replaceable cylinders which can be fitted to existing locking systems, electronic numeric and remote locking systems via RFID Lock for absolute security made to measure; see p. 13

Individual configuration options

in size, equipment, locking system, colour and drawer partitions; see p. 10

Fully combinable

with the entire LISTA range thanks to the standardised unit of measurement; see p. 11

+ Utmost stability
through robust, sturdy design with a load capacity of up to 5.5 t per shelving unit

+ Large storage capacity with minimum space requirement
since shelves can be up to 8.50 m high

+ A wide variety of equipment options
with different pull-outs and shelves

+ Vertical pull-outs for clearer organisation and improved safety at work
as a space-saving and user-friendly solution with direct access to the stored goods from both sides

+ Heavy-duty pull-outs
with load capacities of up to 350 kg for especially large and heavy items

+ User-friendly
through swing-out and sliding safety ladders for easy access to the upper shelves and drawers

+ Secure locking
with a choice of roller shutters, hinged doors or space-saving sliding doors, optionally with viewing windows

+ Can be adapted to new storage items at any time
through the flexible integration and rearrangement of drawers, pull-out shelves and adjustable shelves in increments of 25 mm

>> Benefits of LISTA drawer cabinets
see p. 20/21

Drawer storage walls



Separate components

- 1 Side frames
- 2 Rear wall and diagonal brace
- 3 Partition
- 4 Shelf side panel
- 5 Side panel cover
- 6 Universal shelves
- 7 Adjustable shelves
- 8 Dividers
- 9 Drawers
- 10 Fixed and locking shelves
- 11 Pull-out shelves
- 12 Heavy-duty pull-outs
- 13 Side frames for vertical pull-outs*
- 14 Vertical pull-outs*
- 15 Shelves for vertical pull-out*
- 16 Locks for vertical pull-outs*
- 17 Accessories for vertical pull-outs*
- 18 Roller shutters, hinged and sliding doors
- 19 Levelling plates
- 20 Anchoring set
- Safety ladder*
- Accessories for mobile furnishings*

* see LISTA Compendium

+ A wide variety of equipment options



Fully extendable drawers

- load capacity 75 kg or 200 kg
- differential pull-outs without crossbar for perfectly smooth running
- For details see p. 22



Fully extendable pull-out shelves

- load capacity 75 kg or 200 kg
- differential pull-outs without crossbar for perfectly smooth running
- inserts provide flush storage
- pull-out shelves with eyelets for fixing heavy parts on request



Vertical pull-outs

- up to a load capacity of 200 kg (500 kg on request)
- for suspended and protective storage of pre-set tools
- optionally available with storage shelves, adjustable shelves, NC holder attachments and perforated panels



Heavy-duty pull-outs

- up to a load capacity of 350 kg
- extremely smooth running
- Wood or steel inserts and ribbed mats are available



Adjustable and universal shelves, partitions and shelf side panels

- adjustable shelves: load capacity up to 200 kg, can be attached without screws
- universal shelves: up to a load capacity of 250 kg, can be fixed with screws
- optionally either plain or slotted for subdividing with partitions and side panels



Stable side frames

- for shelf heights up to 8.50 m over several storeys
- can be covered with side panel covers
- also available for special inserts and mobile equipment on request



Secure locking

- with lockable hinged doors
- sliding doors and roller shutters on request

+ Individual configuration options

LISTA drawer storage walls are available in two depths and can be configured to suit your exact individual requirements. The LISTA Unit enables all individual parts, drawers and partition materials to be freely combined with one another and quickly and easily replaced or added to.

Typical configurations



D 27 E

Installed depth 553 mm

- ideal for locations with limited available space
- preferred system for use inside containers
- reduced depth makes it easy to remove heavy parts



D 36 E

Installed depth 706 mm

- maximum flexibility through large selection of products and accessories
- allows vertical pull-outs and heavy-duty pull-outs to be used
- available in five different widths

➤ Dimensions and load capacities see next page

+ Flexible range of applications



Mobile equipment

- in containers and trucks



Medicine storage

- well-organised and within reach

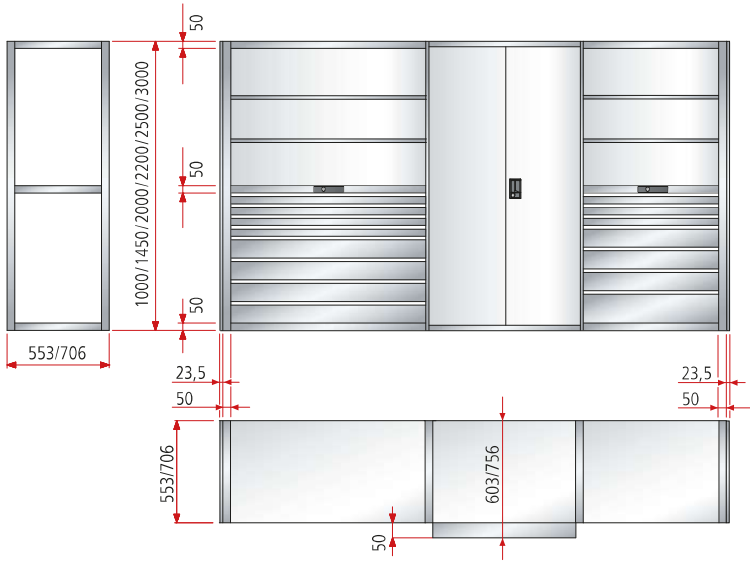
+ User-friendly



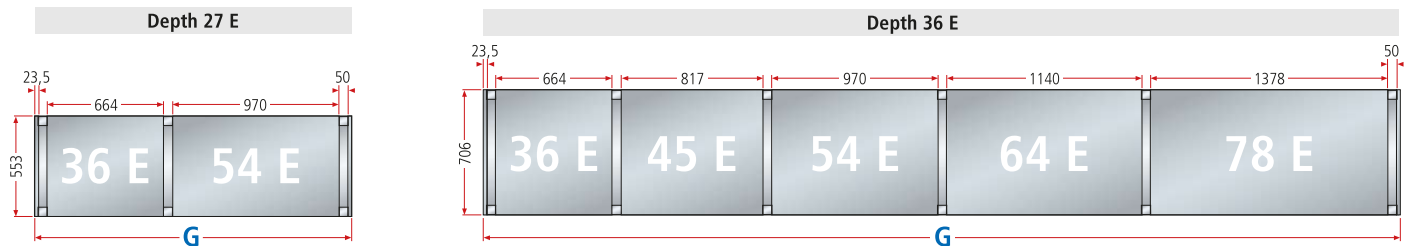
Safety ladders

- can be swung out and moved sideways for easy access to the upper shelves and drawers

Dimensions and load capacities




G = Unit length (without side panels) = sum of installed widths + sum of side frames
 Unit length (with side panels) = sum of installed widths + sum of side frames + 47 mm



Unit widths for depth 27 E and 36 E

W → LISTA Units	36 E	45 E	54 E	64 E	78 E
Installed widths mm	664	817	970	1140	1378
Side frames	50	50	50	50	50
Side panel cover	23,5	23,5	23,5	23,5	23,5

Configure and order drawer storage walls individually



LISTA Units

- 1. Side frames and stabilising elements**
 - Select floor area of storage wall $W \times D$ (e.g.: 664×706 mm = 36×36 E)
 - LISTA Unit $E \times E$ = measurement unit for selecting side frames, stabilising elements, shelves, drawers and hinged doors
 - Select height of side frames **H**
 - Select stabilising elements: rear panel or diagonal brace
 - Floor anchor, drawer storage walls must be anchored
 - Optional: levelling plates, frame pillar top covering, intermediate fill-in strip, side panel covers and partitions
- 2. Universal, locking and fixed shelves**
 - Depending on the height of the unit, a minimum number of universal shelves are necessary – please refer to the table
 - Fixed and locking shelves including locking systems are used when drawers need to be lockable. Here, the universal shelves can be dispensed with entirely or used as a top shelf for the top of the side frames.



Diagonal brace arrangement

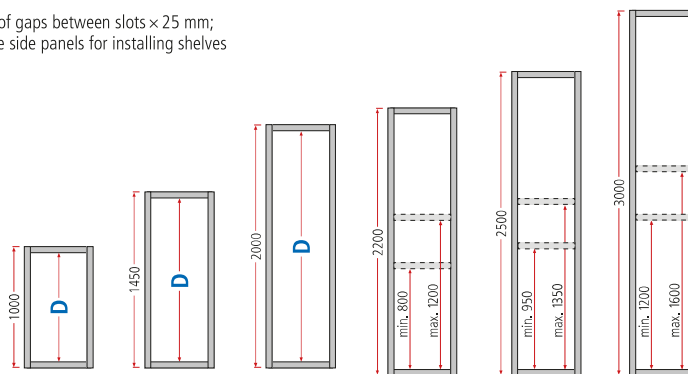
The load capacities only apply for six shelf units or more two shelf units or at least every fifth shelf unit has rear panels or every third shelf unit has a diagonal brace. From a unit height of 2200 mm an additional universal shelf is required as an intermediate shelf. In the case of two-storey systems, the lower storey in every third unit must be fitted with a diagonal brace or rear panel.

Anchoring rule

All drawer storage walls must be anchored. 1 anchor is included for each side frame. Exception: double-sided drawer storage walls which are screwed together back-to-back do not need to be anchored.

Note: when using only one mounting fixture per side frame, it must be attached to the rear.

D = Clear height = number of gaps between slots × 25 mm; slots every 25 mm in the side panels for installing shelves and drawers



Wall heights and load capacities

H ↑ mm	1000	1450	2000	2200	2500	3000
Clear height D mm	900	1350	1900	2050	2350	2850
Load capacity per shelving section						
min. number of universal shelves	2	2	2	3	3	3
min./max. installed height for the middle universal shelves from floor (mm)	-	-	-	900–1300	1050–1450	1300–1700
load capacity per shelving section	5500 kg	5000 kg	4500 kg	5500 kg	5250 kg	5000 kg



3. Fitments

- Selection of adjustable shelves, drawers, pull-out shelves and heavy-duty pull-out shelves as desired
- Optional: dividers for adjustable shelves, slotted
- Optional: partition material see p. 204

4. Front-mounting fitments

- Lockable hinged doors over partial and total height
- Sliding doors, roller shutters on request

! In order to comply with regulations and for reasons of safety, drawer storage walls must consist of at least the following elements:

- Side frames
- Floor anchoring
- Rear panels OR diagonal braces
- Universal shelves (plain or slotted)

➤ Individual elements see p. 67–75

Drawer storage walls | heavy-duty versions

For storing heavy single parts and appliances, LISTA drawer storage walls have drawers and pull-out shelves with a load capacity of up to 200 kg. This gives you maximum flexibility – especially when storing NC tools.

+ Ideal for large and heavy inventory items up to 200 kg per drawer with pull-out shelves for flush storage

+ Extremely smooth running through differential pull-outs without crossbar

+ Can be adapted to new storage items at any time through the flexible integration and rearrangement of drawers, pull-out shelves and adjustable shelves in increments of 25 mm

>> Benefits of LISTA drawer cabinets see p. 20/21

>> Drawer storage walls for NC storage see LISTA Compendium

Standard colour combination:



Housing/shelves:
light grey, RAL 7035
Fronts:
light blue, RAL 5012

Additional colours available on request.



Art. no. **70.653.000**
Housing and shelves:
light grey, RAL 7035
Fronts: light blue, RAL 5012




Art. no. **70.657.000**
Housing and shelves:
light grey, RAL 7035
Fronts: light blue, RAL 5012

54 x 36 E **W** → 1117 mm **D** ↗ 706 mm **H** ↑ 2200 mm

 918 x 612 mm



Specification	 Basic unit Art. no.	Add-on unit Art. no.
3 universal shelves, 2 adjustable shelves, 2 pull-out shelves (200 kg), 1 rear panel, 2 side panels (only for basic unit)	– 70.653.000	70.654.000



3 universal shelves, 2 adjustable shelves, 4 drawers (150 / 200 / 250 / 300 mm) 1 rear panel, 2 side panels (only for basic unit)	KEY Lock 70.655.000	70.656.000
---	----------------------------	-------------------



3 universal shelves, 2 adjustable shelves, 7 drawers (50* / 75 / 100 / 125 / 150 / 2 x 200 mm) 1 rear panel, 2 side panels (only for basic unit)	KEY Lock 70.657.000	70.658.000
---	----------------------------	-------------------



3 universal shelves, 2 adjustable shelves, 2 pull-out shelves (75 kg), 1 hinged door (H 1000 mm) 1 rear panel, 2 side panels (only for basic unit)	KEY Lock 70.651.000	70.652.000
--	----------------------------	-------------------

i Drawer load capacity
up to 200 kg




Universal and adjustable shelves

The universal shelves (load capacity 250 kg) are screwed to the side frames. The adjustable shelves (load capacity 200 kg) are attached to the side frames by means of shelf supports and can be adjusted for height. Usable dimensions: W 970 x D 701 mm.

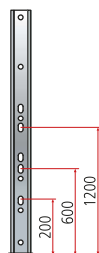



Pull-out shelves

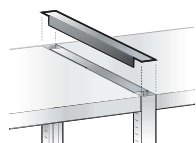
For the storage of heavy items and assemblies which can be stored flush with the handle by using a sheet metal insert. Fully extendable. Load capacity 75 or 200 kg. Height-adjustable in 25 mm increments.

 For more universal, adjustable and pull-out shelves see p. 72 and 74

 For suitable partition material for drawers see p. 204



Fastening



! Side frames

Side frame with two-sided perforations 25 mm apart, for insertion of runners or shelf supports. Front and rear pillars are welded into a solid frame with horizontal struts. The side panels can be equipped with closing profiles. With perforations on the back, for screwing to the container wall using horizontal C-brackets. Including 1 floor anchor. Specification: frame pillars including horizontal braces made of shaped pressed steel sheet. Colours: as per colour chart.

Frame top covering

For covering the top of the side frames. Specification: steel sheet. Colours: as per colour chart.

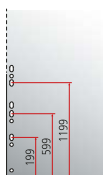
Intermediate fill-in strip

To close off intermediate spaces when shelves are placed next to each other at the same height. Including 2 holding bars. Cannot be inserted between side panels and shelves. Specification: Sheet steel. Colours: according to colour chart.



! Rear panels

Rear cover for row of shelving units. Help to stabilise the shelving units lengthwise. Can be used for base and add-on units. Rear perforations for screwing rear panels to a container wall using horizontal C-brackets. Including screw fasteners. Can be stabilised with diagonal braces instead of rear panels. Specification: steel sheet. Colours: as per colour chart. Joint cross-section: anthracite grey, RAL 7016.



Fastening



or...

! Diagonal braces

Used instead of rear panels to stabilise units lengthwise. Including screw fasteners. Specification: galvanised steel.



! In order to comply with regulations and for reasons of safety, drawer storage walls must consist of at least the following elements

For shelf height mm **H** **1000**

D	Depth mm	Art. no.
27 E	553	79.106.XXX
36 E	706	79.100.XXX

D	Depth mm	Art. no.
27 E	553	79.124.XXX
36 E	706	79.123.XXX

D	Depth mm	Art. no.
27 E	444	79.189.XXX
36 E	597	79.188.XXX

For shelf height mm **H** **1000**

Installed dimensions mm		Art. no.
W	D	
36 × 27 E	664 × 553	79.125.XXX
54 × 27 E	970 × 553	79.131.XXX
36 × 36 E	664 × 706	79.125.XXX
45 × 36 E	817 × 706	79.500.XXX
54 × 36 E	970 × 706	79.131.XXX
64 × 36 E	1140 × 706	79.137.XXX
78 × 36 E	1378 × 706	79.143.XXX

Number of parts/part dimensions mm **1 × 1000**

For shelf height mm **H** **1000**

Installed dimensions mm		Art. no.
W	D	
36 × 27 E	664 × 553	13.285.000
54 × 27 E	970 × 553	13.394.000
36 × 36 E	664 × 706	13.285.000
45 × 36 E	817 × 706	12.175.000
54 × 36 E	970 × 706	13.394.000
64 × 36 E	1140 × 706	14.355.000
78 × 36 E	1378 × 706	14.356.000

1450	2000	2200	2500	3000
Art. no.	Art. no.	Art. no.	Art. no.	Art. no.
79.107.XXX	79.108.XXX	79.109.XXX	79.110.XXX	79.111.XXX
79.101.XXX	79.102.XXX	79.103.XXX	79.104.XXX	79.105.XXX

i
Note
 Side frames with screwed-on closing profile for use with drawers and pull-out shelves in combination with single and double safety catches on request



Floor anchoring

Drawer storage walls must be anchored (except for drawer storage walls which are screwed together back-to-back). 1 anchor is included for each side frame.



Floor anchor
 M 10/130

112.991.000

Levelling plates

To compensate for height. Enable units to be aligned with precision on uneven floors. Specification: PVC. Colour: grey.

Levelling plates

Thickness 1 mm 17.140.000

Thickness 2 mm 17.141.000

Thickness 4 mm 17.142.000

Dimensions (W x D mm) 60 x 134

1450	2000	2200	2500	3000
Art. no.	Art. no.	Art. no.	Art. no.	Art. no.
79.126.XXX	79.127.XXX	79.128.XXX	79.129.XXX	79.130.XXX
79.132.XXX	79.133.XXX	79.134.XXX	79.135.XXX	79.136.XXX
79.126.XXX	79.127.XXX	79.128.XXX	79.129.XXX	79.130.XXX
79.501.XXX	79.502.XXX	79.503.XXX	79.504.XXX	79.505.XXX
79.132.XXX	79.133.XXX	79.134.XXX	79.135.XXX	79.136.XXX
79.138.XXX	79.139.XXX	79.140.XXX	79.141.XXX	79.142.XXX
79.144.XXX	79.145.XXX	79.146.XXX	79.147.XXX	79.148.XXX
1 x 1000, 1 x 450	2 x 1000	1 x 1000, 1 x 1200	2 x 1000, 1 x 500	3 x 1000

Rear panels with 10 x 10 mm square holes and 38 mm divisions for holding keyhole hooks available on request.

1450	2000	2200	2500	3000
Art. no.	Art. no.	Art. no.	Art. no.	Art. no.
13.285.000	13.285.000	13.285.000	13.285.000	13.285.000
13.589.000	13.589.000	13.589.000	13.589.000	13.589.000
13.285.000	13.285.000	13.285.000	13.285.000	13.285.000
12.222.000	12.222.000	12.222.000	12.222.000	12.222.000
13.589.000	13.589.000	13.589.000	13.589.000	13.589.000
13.286.000	13.287.000	13.287.000	13.287.000	13.287.000
13.287.000	13.554.000	13.554.000	13.554.000	13.554.000





Side panel covers

Side cover for row of shelving units. For hanging in the side frames by means of shelf supports. Including floor anchor. Specification: steel sheet. Colours: as per colour chart.

Partitions

For retrofitting by hanging on the side frames. Serves to protect against theft, especially behind sliding doors, hinged doors and roller shutters. Can be used on left and right. Specification: steel sheet. Colours: as per colour chart. **N.B.** Remember to order a nut holder for fastening the shelf.

Shelf side panels

As side closure when the gap between units cannot be closed by a fill-in strip. Attached to the side frames. Specification: steel sheet. Colour: light grey, RAL 7035. * Min. clear height mm of compartment equals height + 50 mm.



! Universal shelves, plain or slotted

Screwed to the side frames as top and bottom closure and intermediate shelf. Including screw fasteners. Choice of plain or slotted versions. Slots 15 mm apart for subdividing partitions. Specification: steel sheet. Colours: as per colour chart.

Adjustable shelves, smooth or slotted

Are inserted between the side frames using shelf supports, with welded strengthener. Choice of plain or slotted versions. Slots 15 mm apart for subdividing with partitions. Including 4 shelf supports each. Specification: steel sheet. Colours: as per colour chart.

Partitions

To subdivide the slotted universal and adjustable shelves. Specification: steel sheet. Colour: light grey, RAL 7035.

For shelf height mm **H ↑** **1000**

D ↗	Depth mm	Art. no.
27 E	553	13.388.XXX
36 E	706	13.252.XXX

Number of parts/crossbars	1
Dimensions (W mm)	23,5

For shelf height mm **H ↑** **1000**

D ↗	Depth mm	Art. no.
27 E	553	79.176.XXX
36 E	706	79.170.XXX

Number of parts/crossbars	1
---------------------------	---

Wall height mm **H ↑** **150**

D ↗	Depth mm	Art. no.
27 E	506	79.185.000
36 E	659	79.182.000

LISTA Units **Depth 27 E**
36 × 27 E

Installed dimensions mm
W → × D ↗ mm **664 × 553**

Universal shelf, H 50 mm	Art. no.
plain	79.191.XXX
Load capacity (kg)	250
slotted	79.197.XXX
Load capacity (kg)	250
Usable dimensions (W × D mm)	664 × 552

Adjustable shelf, H 25 mm	
plain	79.203.XXX
Load capacity (kg)	200
slotted	79.209.XXX
Load capacity (kg)	200
Usable dimensions (W × D mm)	664 × 548

Wall height mm **H ↑** **95**

D ↗	Depth mm	Art. no.
27 E	525	123.716.000
36 E	678	100.434.000

1450	2000	2200	2500	3000
Art. no.	Art. no.	Art. no.	Art. no.	Art. no.
13.389.XXX	13.390.XXX	13.391.XXX	13.392.XXX	13.393.XXX
13.253.XXX	13.254.XXX	13.255.XXX	13.256.XXX	13.257.XXX
1	1	1	2	2
23,5	23,5	23,5	23,5	23,5

Side panel covers with 10 × 10 mm square holes and 38 mm divisions for holding keyhole hooks available on request.

1450	2000	2200	2500	3000
Art. no.	Art. no.	Art. no.	Art. no.	Art. no.
79.177.XXX	79.178.XXX	79.179.XXX	79.180.XXX	79.181.XXX
79.171.XXX	79.172.XXX	79.173.XXX	79.174.XXX	79.175.XXX
1	1	2	2	3

Partitions with 10 × 10 mm square holes and 38 mm divisions for holding keyhole hooks available on request.

200	250
Art. no.	Art. no.
79.186.000	79.187.000
79.183.000	79.184.000



Nut holder

For fastening shelves into units where there is no access to the side frames.
2 each per shelf next to partition.
Specification: steel sheet, bright galvanised.

L 55 mm, 1 piece 16.997.000



Depth 36 E					
54 × 27 E	36 × 36 E	45 × 36 E	54 × 36 E	64 × 36 E	78 × 36 E
970 × 553	664 × 706	817 × 706	970 × 706	1140 × 706	1378 × 706
Art. no.	Art. no.	Art. no.	Art. no.	Art. no.	Art. no.
79.193.XXX	79.190.XXX	79.514.XXX	79.192.XXX	79.194.XXX	79.195.XXX
450	250	250	475	400	350
79.199.XXX	79.196.XXX	79.515.XXX	79.198.XXX	79.200.XXX	79.201.XXX
250	250	250	250	400	350
970 × 552	664 × 705	817 × 705	970 × 705	1140 × 705	1378 × 705
79.205.XXX	79.202.XXX	79.516.XXX	79.204.XXX	79.206.XXX	79.207.XXX
200	200	200	200	200	200
79.211.XXX	79.208.XXX	79.517.XXX	79.210.XXX	79.212.XXX	79.213.XXX
200	200	200	200	200	200
970 × 548	664 × 701	817 × 701	970 × 701	1140 × 701	1378 × 701

145	195
Art. no.	Art. no.
123.717.000	123.718.000
100.435.000	100.436.000



In order to comply with regulations and for reasons of safety, drawer storage walls must consist of at least the following elements



Drawer storage walls | drawers, locking and fixed shelves



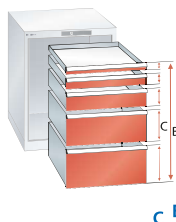
Select load capacity

Drawers

Drawers with different front heights can be incorporated into the same shelf unit in any order. The insides of the drawer walls are all fitted with a slotted grid in units (E) of 17 mm so that each drawer can be partitioned as required.

Ordering information

When selecting the drawers, the clear height of the wall defines the maximum size. The sum of the drawer front heights (C) must be equal to the clear height (B) (see diagram). For filling and loading the drawers and drawer walls please follow the installation manual and observe the loading rules. Load capacity applies to an evenly distributed load.



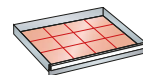
LISTA Units



75 kg
Load capacity

Depth 27 E

36 × 27 E



Drawer usable surface mm

W × **D**

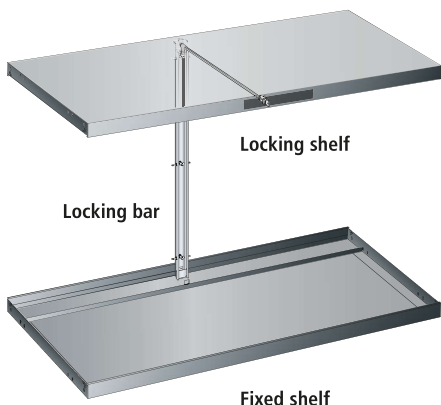
612 × 459 mm

H mm	Usable height	Shell height	Art. no.
50*	32,5	28,5	72.042.XXX
75	57,5	49	72.043.XXX
100	82,5	76	72.045.XXX
125	107,5	76	72.047.XXX
150	132,5	126	72.049.XXX
200	182,5	176	72.051.XXX
250	232,5	226	72.053.XXX
300	282,5	276	72.055.XXX



200 kg
Load capacity

75	57,5	49	72.044.XXX
100	82,5	76	72.046.XXX
125	107,5	76	72.048.XXX
150	132,5	126	72.050.XXX
200	182,5	176	72.052.XXX
250	232,5	226	72.054.XXX
300	282,5	276	72.056.XXX



Locking and fixed shelves

Locking and fixed shelves are screwed to the side frames at any position and are ready to accept the installation of **drawer locking systems**. Including screw fasteners. Specification: steel sheet. Colours: as per colour chart.

LISTA Units

Installed dimensions mm
W × **D**

Depth 27 E

36 × 27 E

664 × 553 mm

Locking shelf
prepared for locking system

Art. no.

H 50 mm, load capacity 200 kg

79.243.XXX

Fixed shelf
prepared for locking system

H 50 mm, load capacity 50 kg

79.237.XXX

Locks

The central locking system for installation into the locking shelf only locks all drawers beneath it. Choice of configurable KEY Lock or CODE Lock locking systems.

Locking for entire height on request.



KEY Lock locking system
including cylinder with different keys
and with locking bar

H mm	mm	Art. no.
1000	900	19.220.000
1150	1050	19.221.000
1325	1225	19.222.000
1450	1350	19.223.000

i When ordering a lock with **CODE**, **RFID** or **AUTO Lock**, please add the suffix «C», «F» or «A», respectively, to the article number stated in the table (e.g. 19.220.000.C).



Depth 36 E					
54 × 27 E	36 × 36 E	45 × 36 E	54 × 36 E	64 × 36 E	78 × 36 E
918 × 459 mm	612 × 612 mm	765 × 612 mm	918 × 612 mm	1088 × 612 mm	1326 × 612 mm
Art. no.	Art. no.	Art. no.	Art. no.	Art. no.	Art. no.
72.080.XXX	72.057.XXX	72.072.XXX	72.088.XXX	72.805.XXX	72.806.XXX
72.505.XXX	72.058.XXX	72.540.XXX	72.510.XXX	72.515.XXX	72.517.XXX
72.506.XXX	72.060.XXX	72.541.XXX	72.511.XXX	72.516.XXX	72.518.XXX
72.507.XXX	72.062.XXX	72.542.XXX	72.512.XXX	-	-
72.508.XXX	72.064.XXX	72.543.XXX	72.513.XXX	-	-
72.509.XXX	72.066.XXX	72.544.XXX	72.514.XXX	-	-
-	72.068.XXX	-	-	-	-
-	72.070.XXX	-	-	-	-

* Drawers with a front height of 50 mm must be placed in the top position

72.081.XXX	72.059.XXX	72.073.XXX	72.089.XXX	72.096.XXX	72.103.XXX
72.082.XXX	72.061.XXX	72.074.XXX	72.090.XXX	72.097.XXX	72.104.XXX
72.083.XXX	72.063.XXX	72.075.XXX	72.091.XXX	72.098.XXX	72.105.XXX
72.084.XXX	72.065.XXX	72.076.XXX	72.092.XXX	72.099.XXX	72.106.XXX
72.085.XXX	72.067.XXX	72.077.XXX	72.093.XXX	72.100.XXX	72.107.XXX
72.086.XXX	72.069.XXX	72.078.XXX	72.094.XXX	72.101.XXX	72.108.XXX
72.087.XXX	72.071.XXX	72.079.XXX	72.095.XXX	72.102.XXX	72.109.XXX

Depth 36 E					
54 × 27 E	36 × 36 E	45 × 36 E	54 × 36 E	64 × 36 E	78 × 36 E
970 × 553 mm	664 × 706 mm	817 × 706 mm	970 × 706 mm	1140 × 706 mm	1378 × 706 mm
Art. no.	Art. no.	Art. no.	Art. no.	Art. no.	Art. no.
79.245.XXX	79.242.XXX	79.550.XXX	79.244.XXX	79.246.XXX	79.247.XXX
79.239.XXX	79.236.XXX	79.549.XXX	79.238.XXX	79.240.XXX	79.241.XXX

Art. no.	Art. no.	Art. no.	Art. no.	Art. no.	Art. no.
19.220.000	19.200.000	19.200.000	19.200.000	19.200.000	19.200.000
19.221.000	19.201.000	19.201.000	19.201.000	19.201.000	19.201.000
19.222.000	19.202.000	19.202.000	19.202.000	19.202.000	19.202.000
19.223.000	19.203.000	19.203.000	19.203.000	19.203.000	19.203.000



KEY Lock

The standard locking system with replaceable cylinders makes it easy to adapt to existing locking systems. The locking system secures all drawers simultaneously.



CODE Lock

Here the key is replaced by a simple numeric combination. A simple four to six-digit numeric combination is sufficient to open the drawer.



RFID Lock

The LISTA RFID Lock enables automatic and contactless locking through radio frequency identification.



AUTO Lock

Like LISTA RFID Lock, opens and locks the cabinet automatically without manual operation. Access and locked time management with LISTA Access software via USB.





Pull-out shelves

For storing heavy individual items and equipment. Variable fitting heights of 25 × 25 mm in the side panels. The inserts enable stored items to be stored and removed flush with the handle. Specification: steel sheet. Colours: as per colour chart. Bottom inserts are made of galvanised steel.



Heavy-duty pull-outs

Heavy-duty pull-outs are mainly used in machine tool production for storage of assemblies and tools. Even with a heavy load, the heavy-duty pull-out is easy to use. With a welded construction and pull-out frames running on multiple ball-bearings. The runners can be built directly into the side panels of the drawer walls of sizes 54 × 36 E without any adjustments. Specification: Shaped steel sheet. Colour: Grey, NCS S 4502-R.



Inserts and supports for heavy-duty pull-out shelves

Multiplex top: Can be inserted without screwing into the heavy-duty pull-out shelves. Made of steamed beech veneers, glued in multiple waterproof layers, rounded corners. Sanded, oiled and waxed surface. The top is splash-proof, dirt-repellent and largely proof against oil and grease.

Slat inserts: can be inserted without screwing into the heavy-duty pull-out shelves. Specification: Sendzimir galvanised shaped sheet steel.

Ribbed mats: provide protection. To be placed on top of the wooden inserts or on the metal slat insert panels. Specification: includes self-adhesive strips. Colour: Black.



Hinged doors made of full sheet steel or equipped with viewing windows


With two panels and a two-point rod lock with a recess for a clasp lock. The hinged doors can be retrofitted to all shelf units. Specification: sheet steel or sheet steel with viewing windows. Colours: as per colour chart.



For the version with **hinged doors**, the **clasp lock** shown below must be ordered separately.

Clasp locks

The standard KEY Lock locking system with replaceable cylinders makes it easy to adapt to existing locking systems. With CODE Lock, the key is replaced by a simple numeric combination. The LISTA RFID Lock enables automatic and contactless locking through radio frequency identification.



Depth 27 E

36 × 27 E

LISTA Units

Drawer usable surface mm

W → × D ↗

612 × 459 mm

Pull-out shelves

Load capacity kg	min. installation height mm	Art. no. 
75	75	79.219.XXX
200	75	79.223.XXX

Heavy-duty pull-outs, H 155 mm

Load capacity kg	min. installation height mm	Art. no.
350	215	-
Usable dimensions (W × D mm)		-

Multiplex top, H 50 mm

Usable dimensions (W × D mm)	-
------------------------------	---

Slat inserts, H 54,5 mm

Number of slats	-
Usable dimensions (W × D mm)	-

Ribbed mats, H 3 mm

Usable dimensions (W × D mm)	-
------------------------------	---

36 × 27 E

For shelf height mm For fitting 

Hinged doors made of full sheet steel, 2 doors without clasp lock, with different keys

1000	bottom	79.248.XXX
1000	top	79.521.XXX
2000	bottom	79.249.XXX
2200	bottom	79.250.XXX
2500	bottom	79.251.XXX

Hinged doors with viewing windows, 2 doors without clasp lock, with different keys

1000	bottom	79.630.XXX
1000	top	79.631.XXX
2000	bottom	79.632.XXX
2200	bottom	79.633.XXX
2500	bottom	79.634.XXX

+ clasp lock with different keys		
with KEY Lock		49.060.000
with CODE Lock		49.085.000
with RFID Lock		49.086.000

Depth 36 E					
54 × 27 E	36 × 36 E	45 × 36 E	54 × 36 E	64 × 36 E	78 × 36 E
918 × 459 mm	612 × 612 mm	765 × 612 mm	918 × 612 mm	1088 × 612 mm	1326 × 612 mm
Art. no.	Art. no.	Art. no.	Art. no.	Art. no.	Art. no.
79.221.XXX	79.218.XXX	79.519.XXX	79.220.XXX	-	-
79.225.XXX	79.222.XXX	79.520.XXX	79.224.XXX	79.226.XXX	79.227.XXX
-	79.228.000	79.617.000	79.229.000	79.618.000	79.619.000
-	588 × 614	741 × 614	894 × 614	1064 × 614	1302 × 614
-	12.514.000	12.640.000	12.515.000	12.641.000	12.642.000
-	588 × 614	741 × 614	894 × 614	1064 × 614	1302 × 614
-	12.519.000	12.643.000	12.520.000	12.644.000	12.645.000
-	4	4	4	4	4
-	588 × 614	741 × 614	894 × 614	1064 × 614	1302 × 614
-	12.516.000	12.646.000	12.517.000	12.647.000	12.648.000
-	588 × 614	741 × 614	894 × 614	1064 × 614	1302 × 614
54 × 27 E	36 × 36 E	45 × 36 E	54 × 36 E	64 × 36 E	78 × 36 E
Art. no.	Art. no.	Art. no.	Art. no.	Art. no.	Art. no.
79.252.XXX	79.248.XXX	79.522.XXX	79.252.XXX	79.528.XXX	79.533.XXX
79.527.XXX	79.521.XXX	79.523.XXX	79.527.XXX	79.529.XXX	79.534.XXX
79.253.XXX	79.249.XXX	79.524.XXX	79.253.XXX	79.530.XXX	79.535.XXX
79.254.XXX	79.250.XXX	79.525.XXX	79.254.XXX	79.531.XXX	79.536.XXX
79.255.XXX	79.251.XXX	79.526.XXX	79.255.XXX	79.532.XXX	79.537.XXX
79.640.XXX	79.630.XXX	79.635.XXX	79.640.XXX	79.645.XXX	79.650.XXX
79.641.XXX	79.631.XXX	79.636.XXX	79.641.XXX	79.646.XXX	79.651.XXX
79.642.XXX	79.632.XXX	79.637.XXX	79.642.XXX	79.647.XXX	79.652.XXX
79.643.XXX	79.633.XXX	79.638.XXX	79.643.XXX	79.648.XXX	79.653.XXX
79.644.XXX	79.634.XXX	79.639.XXX	79.644.XXX	79.649.XXX	79.654.XXX
49.060.000	49.060.000	49.060.000	49.060.000	49.060.000	49.060.000
49.085.000	49.085.000	49.085.000	49.085.000	49.085.000	49.085.000
49.086.000	49.086.000	49.086.000	49.086.000	49.086.000	49.086.000

